



ACUTE CARDIOVASCULAR CARE2015

4TH ANNUAL CONGRESS OF THE ACUTE CARDIOVASCULAR CARE ASSOCIATION

17-19 OCTOBER 2015
VIENNA, AUSTRIA

INNOVATING TO IMPROVE ACUTE CARDIOVASCULAR CARE

FINAL PROGRAMME



www.escardio.org/acute2015

[#acute15](https://twitter.com/acute15)




Acute
Cardiovascular
Care Association
ACCA
A Registered Branch of the ESC

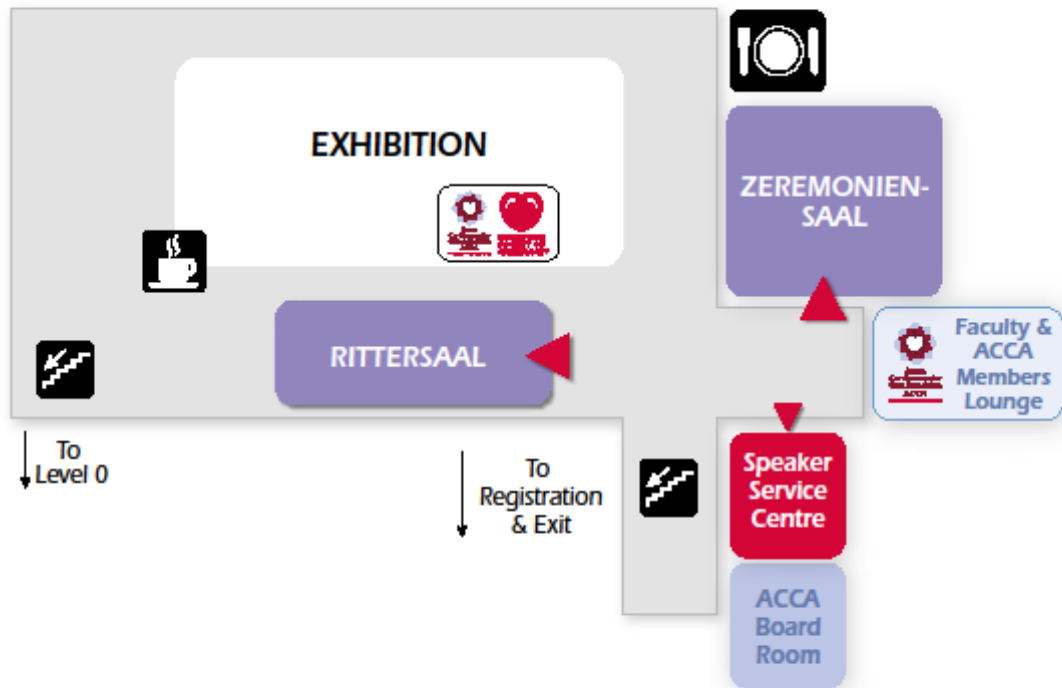


EUROPEAN
SOCIETY OF
CARDIOLOGY®

VENUE FLOOR PLAN



Level 1



Level 0

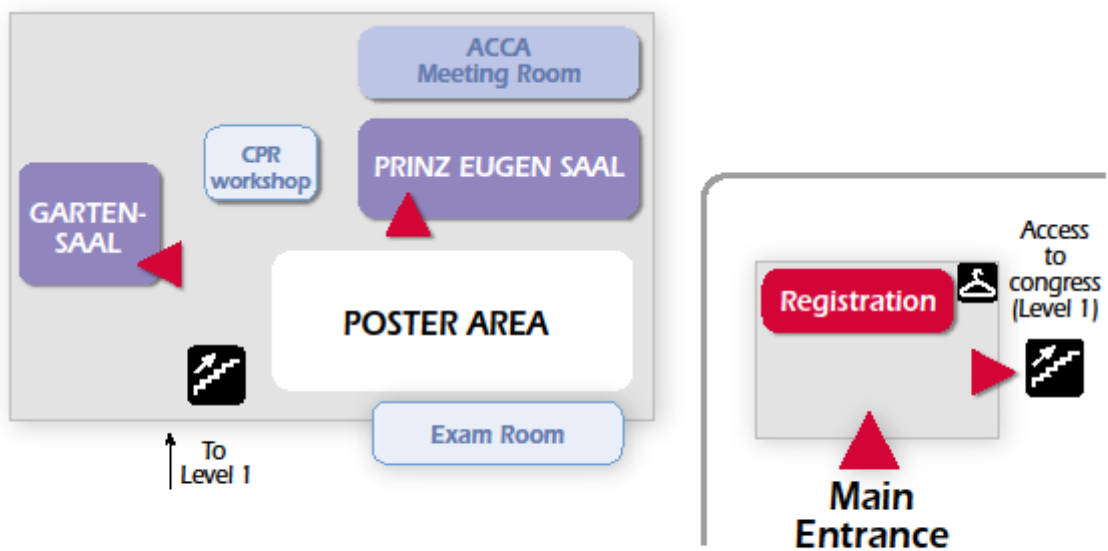


TABLE OF CONTENTS

Venue Floor Plan	Page 2
Welcome Address	Page 4
Acute Cardiovascular Care Association	Page 5
Programme at a Glance	Page 6
Congress Schedule & Congress Information	Page 7
Congress Resources & Practical Information	Page 8
Special Sessions	Page 10
Programme Overview	Page 11
Industry at Acute Cardiovascular Care 2015	Page 13
Exhibition Floor Plan	Page 14
Company and Product Descriptions	Page 15

SCIENTIFIC PROGRAMME

SATURDAY 17 OCTOBER 2015

Morning Sessions	Page 19
Lunchtime Sessions	Page 20
Afternoon Sessions	Page 21
Inaugural Session	Page 23
Poster Session 1	Page 24
Poster Session 2	Page 30

SUNDAY 18 OCTOBER 2015


Morning Sessions	Page 36
Lunchtime Sessions	Page 38
Afternoon Sessions	Page 39
Poster Session 3	Page 42
Poster Session 4	Page 48

MONDAY 19 OCTOBER 2015

Morning Sessions	Page 54
Highlight Session and Closing Ceremony	Page 56
Poster Session 5	Page 57

List of Sessions	Page 64
Index of Chairpersons	Page 65
Index of Speakers	Page 66
Index of Authors	Page 67

WELCOME ADDRESS



Dear Colleagues and Friends,

Welcome to Acute Cardiovascular Care 2015, the fourth annual congress of the **Acute Cardiovascular Care Association** of the ESC.

Over the years, **Acute Cardiovascular Care** congress has become the interactive forum where cardiologists, emergency physicians, intensive care physicians, internists, surgeons, imaging specialists, interventionalists, nurses, students, paramedics, and other professions in the field gather and serve ACCA's mission to "improve the quality of care and outcomes of patients with acute cardiovascular diseases".

Main topics this year include antithrombotic therapy, atrial fibrillation, platelet inhibition and coagulation, bleeding, circulatory support, device therapy, fibrinolytic therapy, interventional cardiology, renal replacement therapy, sepsis and infection... We have also given special emphasis to innovation and a selection of presentations and cases are dedicated to the main theme: **Innovating to improve Acute Cardiovascular Care**.

During the next days, hear about new findings, exchange with your peers and learn from the experts. The scientific programme offers more than 40 sessions, including the **ACCA School** practical sessions now on Saturday morning, as well as **Clinical Case** presentations, **Debates, Meet the Experts...** Stay up to date with the most recent research and developments with the rich abstract-based programme, and visit our industry partners in the Exhibition and Satellite sessions for demonstrations of their latest innovations.

We are pleased to invite you to attend the Inaugural Session on Saturday evening, and honoured to welcome Professor Frans Van de Werf for the Keynote Lecture: **The history of the fight against coronary thrombosis**. Join us afterward in the Exhibition for the Networking Reception and stop by the ACCA stand to learn more about our association.

Vienna, often described as Europe's cultural capital, is a city unique in charm and romance. With its musical heritage and cultural attractions, we hope you will also find time to enjoy this amazing city during your stay.

On behalf of ACCA and the entire Scientific Programme Committee, we thank you for being with us and wish you an enjoyable conference.

Prof. Kurt Huber

Acute Cardiovascular Care 2015
Scientific Programme Chairperson & Local Host

Prof. Doron Zahger

Acute Cardiovascular Care 2015
Scientific Programme co-Chairperson

Prof. Héctor Bueno

ACCA President

Dr. Maddalena Lettino

ACCA President Elect

Prof. Christiaan Vrints

ACCA Past President

ACCA Board

Héctor Bueno, Spain – ACCA President
Maddalena Lettino, Italy – ACCA President Elect
Christiaan J. M. Vrints, Belgium – ACCA Past President
Kurt Huber, Austria – ACCA Treasurer

Farzin Beygui, France
Eric Bonnefoy, France
Gregory Lip, United Kingdom
Christian Mueller, Switzerland
Janina Stepinska, Poland
David Walker, United Kingdom
Doron Zahger, Israel (ex-Officio)
Uwe Zeymer, Germany
Susana Price, United Kingdom (ex-Officio)

Acute Cardiovascular Care 2015 Scientific Programme Committee

Kurt Huber, Austria – Chairperson & Local Host
Doron Zahger, Israel – co-Chairperson

Konstantin Krychtiuk, Austria
Christian Hassager, Denmark
Joao Morais, Portugal
Johannes Holfeld, Austria
Hoong Sern Lim, United Kingdom

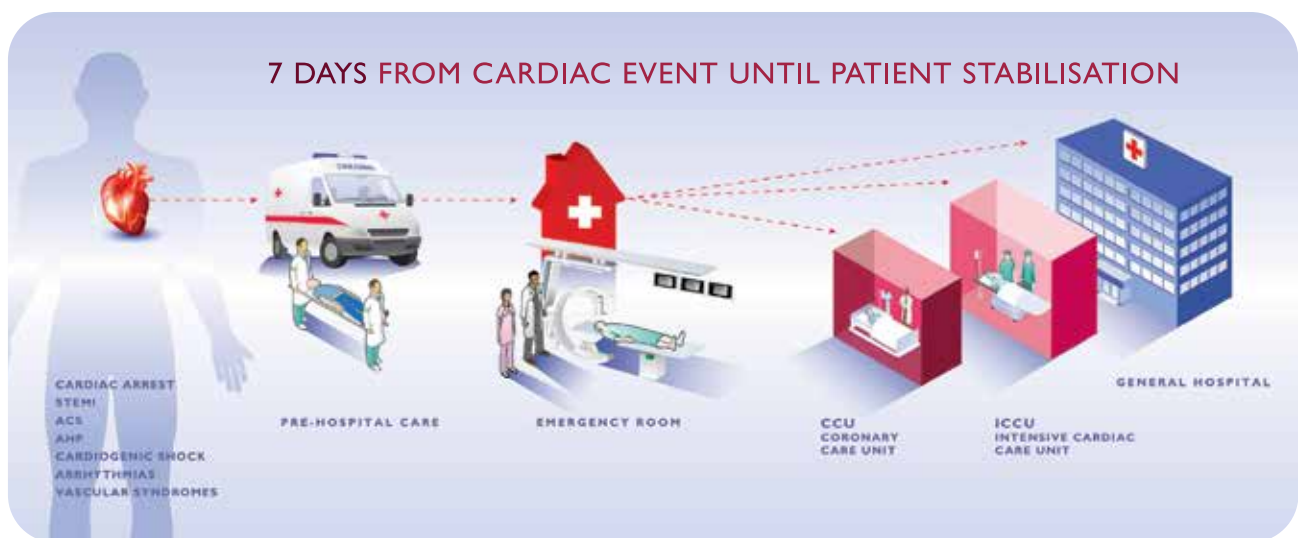


ACUTE CARDIOVASCULAR CARE ASSOCIATION

ACUTE CARDIOVASCULAR CARE ASSOCIATION,
A registered branch of the European Society of Cardiology.

The mission of the Acute Cardiovascular Care Association (ACCA) is to improve the quality of care and outcomes of patients with acute cardiovascular diseases, encompassing the complete care of patient from first medical contact in the pre-hospital phase until patient stabilisation.

ACCA is the first and unique platform for scientific exchange who welcomes all healthcare professionals involved in the management of patients with acute cardiovascular disease to share knowledge and leverage education.



Educating is our mission

From theory to practice, from basic knowledge to expert level, ACCA offers you a comprehensive portfolio of education material, covering the whole of acute cardiac care.

Discover what is available on the ACCA stand (A1).

ESCeL

CLINICAL DECISION-MAKING
TOOLKIT

Intensive and Acute
Cardiovascular Care

ACCA
LEADS YOU
TO EXPERTISE

European Heart Journal
Acute
Cardiovascular
Care

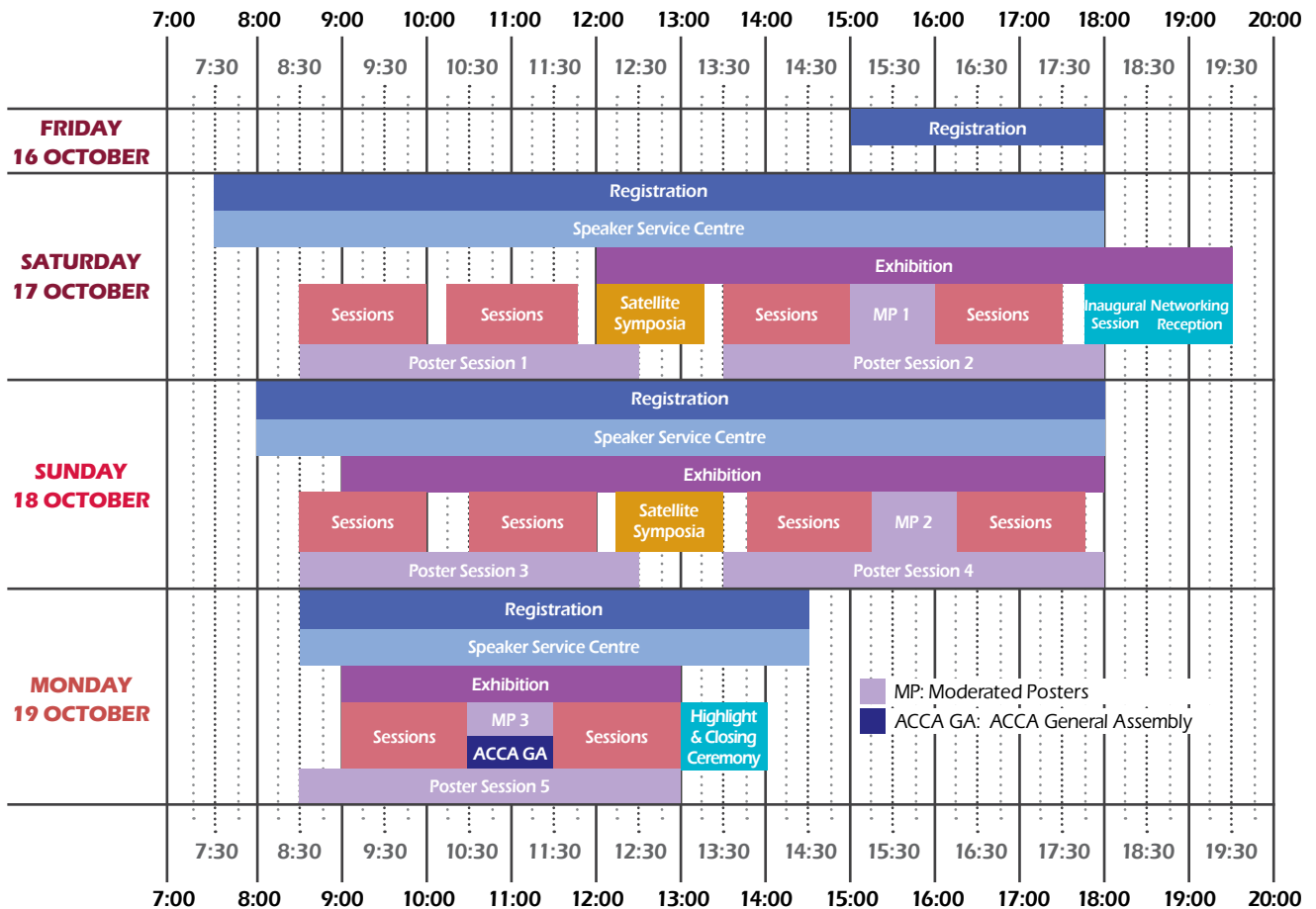
WEBINAR

ESCeL

PROGRAMME AT A GLANCE

SATURDAY 17 OCTOBER 2015			
08:30 - 10:30	Neurologic emergencies and acute cardiac care	Zeremoniensaal	08:30-12:30 Poster Session 1
	Acute cardiovascular care in the elderly	Prinz Eugen Saal	
	End-stage heart failure <i>Joint with the WG on Intensive Care Medicine of the Austrian Society of Cardiology</i>	⊙ Rittersaal	
	ACCA SCHOOL: renal replacement	Gartensaal	
10:15 - 11:45	Non coronary emergencies in acute cardiovascular care	Zeremoniensaal	13:30 - 18:00 Poster Session 2
	Friend or foe: troponin elevation <i>Session supported with an unrestricted educational grant from Roche Diagnostics</i>	Prinz Eugen Saal	
	Emergency medicine pre vs in-hospital <i>Joint with the Austrian Association of Emergency Medicine</i>	⊙ Rittersaal	
	ACCA SCHOOL: invasive ventilation: basics introduction to mechanical ventilation	Gartensaal	
12:15 - 13:15	Satellite Symposium Ultra high sensitive biomarkers: stress test rule out and identification of acute cardiovascular events <i>Sponsored by Singulex</i>	Rittersaal	
13:30 - 15:00	Unmet needs in medical therapies for atrial fibrillation	Zeremoniensaal	13:30 - 18:00 Poster Session 3
	Cardiac arrest in the modern era - <i>Joint with the European Resuscitation Council</i>	⊙ Prinz Eugen Saal	
	ACCA Research Prize	Rittersaal	
	Update in ST-elevation myocardial infarction	⊙ Gartensaal	
15:00 - 16:00	Moderated Poster Session 1 - acute heart failure, cardiac shock, sudden cardiac death	Poster Area	
16:00 - 17:30	Acute coronary syndromes in special populations <i>Session supported with an unrestricted educational grant from Aspen Pharma</i>	Zeremoniensaal	13:30 - 18:00 Poster Session 4
	Non invasive point of care imaging in acute cardiovascular care <i>Joint with the European Association of Cardiovascular Imaging of the ESC</i>	⊙ Prinz Eugen Saal	
	Rapid Fire "Best abstracts and Innovations"	Rittersaal	
	Update in NSTEMI-ACS - <i>Session supported with an unrestricted educational grant from AstraZeneca</i>	⊙ Gartensaal	
17:40 - 18:30	Inaugural Session - followed by the Networking Reception	Zeremoniensaal	
SUNDAY 18 OCTOBER 2015			
08:30 - 10:30	Optimal choice and timing of antithrombotic therapy in ACS <i>Session supported with an unrestricted educational grant from The Medicines Company</i>	Zeremoniensaal	08:30 - 12:30 Poster Session 5
	Diagnostic tools in the management of acute heart failure	Prinz Eugen Saal	
	Is there a role for platelet reactivity testing in patients with CAD treated with P2Y12 inhibitors?	Rittersaal	
	Update in cardiac shock	⊙ Gartensaal	
10:30 - 12:00	Developments in non-STEMI <i>Session supported with an unrestricted educational grant from Thermo Fisher Scientific</i>	Zeremoniensaal	13:30 - 18:00 Poster Session 6
	Organ dysfunction in acute heart failure <i>Joint with the Heart Failure Association of the ESC</i>	⊙ Prinz Eugen Saal	
	Management of deep venous thrombosis/pulmonary embolism	Rittersaal	
	Update in cardiac arrest	⊙ Gartensaal	
12:15 - 13:30	Satellite Symposium Acute heart failure - Time to think beyond symptoms: diagnosis and treatment decision making for improved outcomes - <i>Sponsored by Novartis Pharma AG</i>	Zeremoniensaal	
12:15 - 13:30	Satellite Symposium Acute coronary care in patients on chronic anticoagulation <i>Sponsored by Daiichi Sankyo Europe GmbH</i>	Rittersaal	
13:45 - 15:15	Pre-hospital management of ACS	Zeremoniensaal	13:30 - 18:00 Poster Session 7
	Acute heart failure in special situations	Prinz Eugen Saal	
	Arrhythmias in acute cardiovascular care <i>Joint with the European Heart Rhythm Association of the ESC</i>	⊙ Rittersaal	
	Management of arrhythmias <i>Joint with Young ACCA and Young Emergency Medicine Doctors</i>	⊙ Gartensaal	
15:15 - 16:15	Moderated Poster Session 2 - acute coronary syndromes (STEMI, Non -STEMI)	Poster Area	
16:15 - 17:45	Risk and management of bleeding in ACS - <i>Joint with the ESC Working Group on Thrombosis</i>	⊙ Zeremoniensaal	13:30 - 18:00 Poster Session 8
	Controversies in the management of cardiogenic shock	Prinz Eugen Saal	
	Inflammation and atherothrombosis in ACS <i>Joint with the Cluster for Cardiovascular Research of the Ludwig Boltzmann Society of Austria</i>	⊙ Rittersaal	
	Young Investigators Award Session	Gartensaal	
MONDAY 19 OCTOBER 2015			
09:00 - 10:30	Challenges in coronary reperfusion in STEMI <i>Joint with the European Association of Percutaneous Cardiovascular Interventions of the ESC</i>	⊙ Zeremoniensaal	08:30 - 12:30 Poster Session 9
	Innovations in acute heart failure	Prinz Eugen Saal	
	Gender-specific issues in acute cardiovascular care	Rittersaal	
	Preparatory session for the ACCA certification exam	Gartensaal	
10:30 - 11:30	Moderated Poster Session 3: biomarkers, risk stratification, miscellaneous	Poster Area	
10:35 - 11:25	ACCA General Assembly	Prinz Eugen Saal	
11:30 - 13:00	Recent developments in acute aortic syndromes	Zeremoniensaal	13:30 - 18:00 Poster Session 10
	Acute management of atrial fibrillation: how, when, why	Prinz Eugen Saal	
	Pregnancy and acute cardiovascular care	Rittersaal	
	Hot topics in acute cardiovascular care. Learning from images and cases	⊙ Gartensaal	
13:05 - 14:00	Highlights from Acute Cardiovascular Care 2015 & Closing Ceremony	Prinz Eugen Saal	

CONGRESS SCHEDULE



CONGRESS INFORMATION

Congress organiser

Acute Cardiovascular Care secretariat
2035 Route des Colles – Les Templiers
CS 80179 BIOT,
06903 Sophia Antipolis, France
Tel: +33 (0)4 92 94 76 00
Email: euroACCsecretariat@escardio.org

Venue


HOFBURG Vienna
Entrance Schweizerhof / Botschafterstiege
1010 Vienna, AT



European Accreditation

Acute Cardiovascular Care 2015 is accredited by the European Board for Accreditation in Cardiology (EBAC) and by the European Accreditation Council in CME (EACCME) for 16 hours of external CME credits. EBAC/EACCME credits are also recognised by the American Medical Association towards the Physician's Recognition Award (PRA). Please refer to the AMA website for instructions to convert EACCME Credit to AMA PRA Category 1 Credit™.

CONGRESS RESOURCES



Abstracts

Accepted abstracts are published in the congress Mobile App, on the Scientific Programme & Planner, and on the online supplement of the European Heart Journal - Acute Cardiovascular Care.



Certificate of attendance

Pick up your individual certificate of attendance at the Registration from Sunday 18 October.



Poster certificates

Electronic certificates will be provided by email – please contact euroACCscientific@escardio.org to claim your certificate.



Congress newsletter

Check your email every day for your daily congress newsletter with the latest news, scientific highlights and articles!



Journal

A one year subscription to the print & online version of the European Heart Journal - Acute Cardiovascular Care, (valid for 2016) is included in all fees (apart from day tickets).



Scientific Programme & Planner

Consult the abstracts, slides & electronic posters online! Some resources are limited to ACCA members. Search the online programme by topic, by day, by keyword.



Mobile App

Acute Cardiovascular Care 2015 at your fingertips! View the most updated programme including all accepted abstracts, organise your congress!

PRACTICAL INFORMATION



Catering

Refreshments, cash bars are available throughout the venue.



Language

The official language of the congress is English. All lectures and presentations will be held in English only. No translation is provided.



Faculty & ACCA Members' Lounge

The lounge is an exclusive area where ACCA members and faculty can take a break, drink a coffee, access the internet or network with peers. The lounge is located on level 1.



Internet Corner

Computers with internet access are available free of use in the Exhibition. Consult the Scientific Programme & Planner, browse the web or print your boarding pass!



Speaker Service Centre

All speakers giving a presentation in the scientific sessions are requested to upload and validate their presentation in the Speaker Service Centre (SSC) a minimum of three hours before the session starts or the day before if the session is at 08:30. Speakers who have already uploaded online can come to review their slides.



Cloakroom, Lost & Found

Leave your belongings during the day at the cloakroom (free of charge) located next to the Registration. Any Lost & Found will be returned to and held at the Cloakroom until the end of the congress.



Information

ESC staff are here to help you, please do not hesitate to ask for assistance.



First Aid

Participants in need of medical treatment may go to First Aid office on the ground floor, on the left after the stairs. They can also contact the ESC staff in the Registration.



No Smoking

For the comfort and health of all participants, smoking is strictly prohibited in the building.



Police & Safety

Your congress badge must be visible at all times. Security guards are present for your safety. Please take all personal belongings with you when leaving a lecture room. The ESC is not responsible for your personal belongings during the congress.



Visual reproduction

All visual or audio reproduction is strictly prohibited. Out of respect for presenters and possible copyright issues, you are kindly asked to respect this rule.



DOWNLOAD THE MOBILE APP

The "Acute 2015" Mobile App is your guide to Acute Cardiovascular Care 2015

View the most updated scientific programme

- Browse sessions by Day, Topic, Type or Track
- Create your personal programme
- Search for sessions, speakers, general information
- Take notes & share them with colleagues
- Find practical information



Manage and prepare your congress experience from your mobile

Search for "Acute 2015" in App Store/Google Play




Acute
Cardiovascular
Care Association
ACCA
A Registered Branch of the ESC



EUROPEAN
SOCIETY OF
CARDIOLOGY®

SPECIAL SESSIONS



ACCA School: practical sessions

On Saturday morning, two hands-on training courses are organised in Gartensaal. Attend these sessions to learn and apply the latest methods and practice with expert instructors! Two topics are featured this year: Renal replacement & Invasive ventilation!

ACCA Research Prize

Saturday 17 October from 13:30 to 15:00, in Rittersaal

Scientists and clinicians are invited to present their un-published research in the area of acute cardiovascular care with a focus on quality of care research, clinical outcomes research and translational research applied to the development of novel therapeutic, diagnostic and logistical strategies to improve patient care and long-term outcomes.

The ACCA Research Prize initiative is supported by an unrestricted educational grant from AstraZeneca, Novartis Pharma AG., The Alliance Daiichi Sankyo Europe GmbH and Eli Lilly and Company, The Medicines Company and Thermo Fisher Scientific.

Inaugural Session

Saturday 17 October from 17:40 to 18:30, in Zeremoniensaal

Featuring the Keynote Lecture by Prof. Frans Van de Werf: **The history of the fight against coronary thrombosis**
Join us afterwards in the Exhibition for the Networking Reception.

ACCA General Assembly

Monday 19 October from 10:35 to 11:25, in Prinz Eugen Saal

Updates on latest achievements and future development of the Association.



Acute
Cardiovascular
Care Association
ACCA
A registered branch of the ESC



EUROPEAN
SOCIETY OF
CARDIOLOGY®

Highlights from Acute Cardiovascular Care 2015 & Closing Ceremony

Monday 19 October from 13:00 to 14:00, in Prinz Eugen Saal

Experts will summarise the best findings of the congress and provide essential take-home messages. The congress will be concluded by award presentations.

Joint Sessions



In order to address specific topics directly with the experts, we are co-organising Joint Sessions with International, European and local associations. These sessions help to strengthen collaboration between ACCA and our partners in the field.

Educational Track: Enhance your Knowledge!



Experts will take you from the fundamentals to the latest updates in the field: an opportunity for junior and practicing cardiologists to refresh their skills!

PROGRAMME OVERVIEW

PRE-ARRANGED PROGRAMME

Symposia

Allow for in-depth discussions on developments and advances in the various fields of acute cardiovascular care – these sessions are structured around four to five presentations by experts.

Meet with the Experts

Discussions with experts, around cases and latest research & publications, who will explain difficulties, pitfalls and limitations whilst putting the results in perspective.

Clinical Cases

Speakers will take you through their experience of challenging cases – would you have made the same choices and decisions?

Debates

Daily practice oriented sessions: speakers will give educational presentations to be followed by intense discussions.

How-to Sessions

Provide practical, informative material and have a great educational value. Sessions focused on demonstration of techniques and practices by experts.

ABSTRACT-BASED PROGRAMME

Young Investigator Award competition

A session dedicated to researchers 35 or below. Six finalists will present their abstracts before a panel of judges who will select a winner. Support the finalists and meet last year's winner Dr. Holfeld Johannes who is chairing the session!

Rapid Fire Session

Fast paced and providing plenty of exchange between the audience and the presenter. This session comprises of presentations of the top 10 graded abstracts. Discussions will be led by experts chairing the session.

Moderated Poster Sessions

The ideal platform to meet presenters, colleagues & peers in front of their research and discuss their findings; selected presenters are invited to discuss their abstract in front of an audience during dedicated breaks - they will be challenged by the moderators!

Poster Sessions

Visual display of the abstracts – meet the presenters to discuss their research during the breaks!

CARDIOPULMONARY RESUSCITATION (CPR) WORKSHOPS

Resuscitate your skills at our CardioPulmonary Resuscitation workshops with qualified ERC instructors!

Choose your level: Refresher or Advanced and visit the stand to register to one of our workshops.

	Refresher CPR & AED workshops	Advanced CPR Skills workshops
Saturday 17 October	13:30 – 15:00	16:00 – 17:30
Sunday 18 October	08:30 – 10:00 & 13:45 – 15:15	10:30 – 12:00 & 16:15 – 17:45
Monday 19 October	09:00 – 10:30	11:30 – 13:00



The workshops have limited seating, please come 5 minutes before even if you have registered.



Join the conversation on Twitter **#acute15** and look for your face in the crowd in our **Facebook album!**

ACUTE CARDIOVASCULAR CARE ASSOCIATION I'M AN ACCA MEMBER. WE ARE THE ESC



WE
ARE THE
ESC

Join us!

Improving the quality of care and outcome of patients with acute cardiovascular diseases

Be part of the first multi-disciplinary community in the field and contribute to the mission of your association

Access a unique scientific and educational portfolio for best knowledge and continuous career development

Every year, participate in a focused and innovative congress in the field of Acute Cardiac Care

UNITED IN QUALITY CARE

www.escardio.org/ACCA



Acute
Cardiovascular
Care Association
ACCA
A Registered Branch of the ESC



**EUROPEAN
SOCIETY OF
CARDIOLOGY®**

INDUSTRY AT ACUTE CARDIOVASCULAR CARE 2015

INDUSTRY PARTNERS

Working closely with our industry partners in the field of acute cardiovascular care, the Acute Cardiovascular Care 2015 congress will reach the highest standards of scientific content, delegate interest and industry participation. A showcase of the latest developments from industry, professional associations and other organisations focused on the acute cardiovascular care sector will be taking place within the congress.

Acknowledgments

The Scientific Programme Committee wishes to express its sincere appreciation to all industry partners mentioned below, who have contributed to the success of Acute Cardiovascular Care 2015 in a variety of ways and initiatives.

Acute Cardiovascular Care 2015 Industry Partners:

- > **Aspen Pharma**
- > **AstraZeneca Oesterreich GmbH**
- > **Boehringer Ingelheim RCV GmbH & Co KG**
- > **Daiichi Sankyo Europe GmbH**
- > **NI Medical Ltd.**
- > **Novartis Pharma AG**
- > **Orion Pharma (Austria) GmbH**
- > **Oxford University Press**
- > **Roche Diagnostics**
- > **SAGE**
- > **Singulex**
- > **The Alliance Daiichi Sankyo Europe GmbH and Eli Lilly and Company**
- > **The Medicines Company**
- > **Thermo Fisher Scientific**
- > **Virogates**

Satellite Symposia

Cooperation between clinicians, researchers and the pharmaceutical and technical industries has significantly contributed to a better understanding and management of patients with cardiovascular diseases.

Delegates are cordially invited to attend the Satellite Symposia organised during Acute Cardiovascular Care 2015:


SATURDAY 17 OCTOBER, 12:15 – 13:15

- **Ultra high sensitive biomarkers: stress test rule out and identification of acute cardiovascular events**
Sponsored by Singulex in Rittersaal

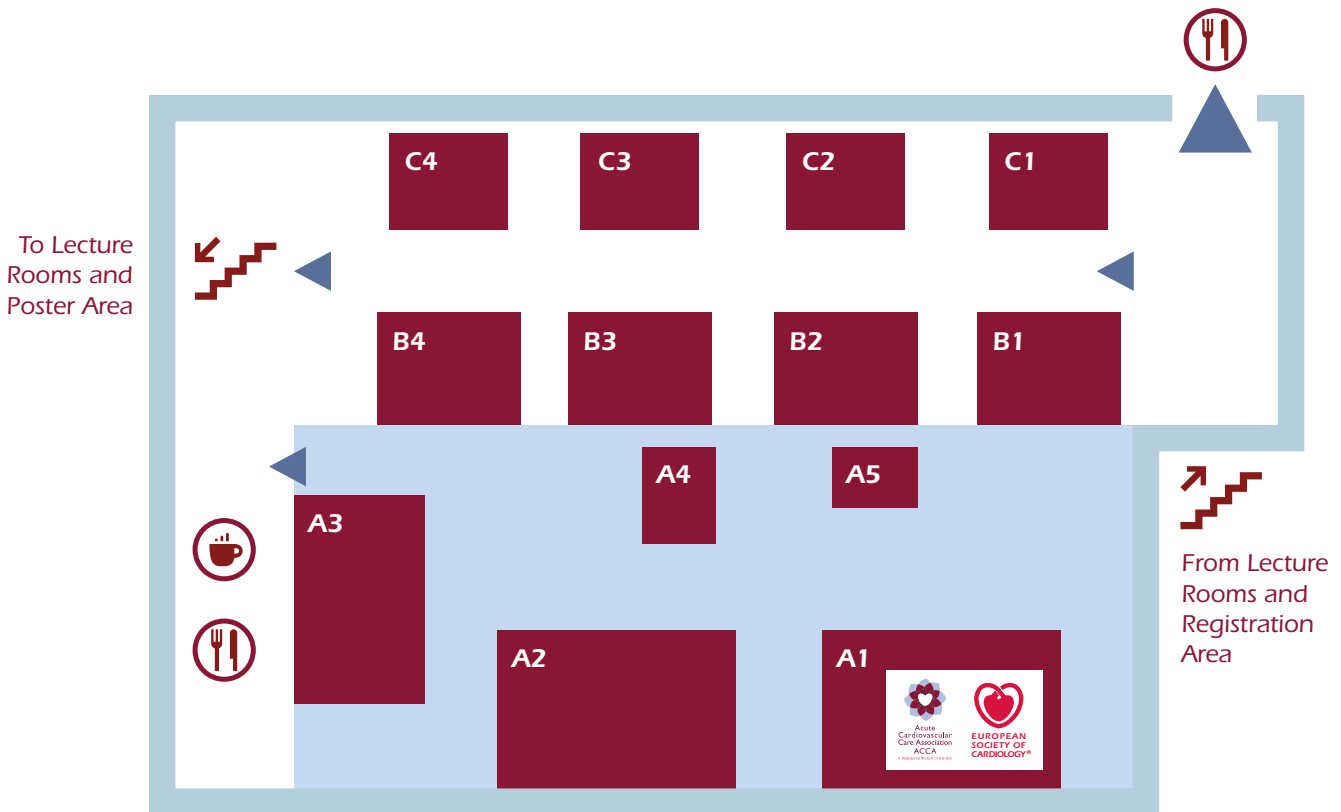
SUNDAY 18 OCTOBER, 12:15 – 13:30

- **Acute coronary care in patients on chronic anticoagulation**
Sponsored by Daiichi Sankyo Europe GmbH in Rittersaal
- **Acute heart failure - Time to think beyond symptoms: diagnosis and treatment decision making for improved outcomes**
Sponsored by Novartis Pharma AG in Zeremoniensaal

EXHIBITION FLOOR PLAN



List of Exhibitors	Stand
Acute Cardiovascular Care Association (ACCA) / European Society of Cardiology (ESC)	A1
AstraZeneca Oesterreich GmbH	B2
Boehringer Ingelheim RCV GmbH & Co KG	A2
NI Medical Ltd	C1
Novartis Pharma AG	A3
Orion Pharma (Austria) GmbH	C2
Oxford University Press	A5
SAGE	A4
Singulex	B1
Thermo Fisher Scientific	C4
ViroGates	B3



Exhibition Opening Hours

Saturday 17 October	12:00 – 19:30
Sunday 18 October	09:00 – 18:00
Monday 19 October	09:00 – 13:00

COMPANY AND PRODUCT DESCRIPTIONS

Descriptions provided are for general information and do not engage the responsibility of the ESC.

Acute Cardiovascular Care Association (ACCA) / European Society of Cardiology (ESC)

A1

**European Society of Cardiology (ESC)
European Heart House
Les Templiers, 2035 Route des Colles
CS 80179 Biot
06903 Sophia Antipolis Cedex
France**

Tel: +33 492 947 600
Fax: +33 492 948 669
Email: communication@escardio.org
Website: www.escardio.org



The European Society of Cardiology (or the ESC) represents over 90 000 cardiology professionals from across Europe and the Mediterranean. The ESC comprises 56 National Cardiac Societies, 15 Working Groups, 6 Associations and 5 Councils. It also includes the distinguished community of ESC Fellows and Nurse Fellows, 39 Affiliated Cardiac Societies and ESC Cardiologists of Tomorrow.

To fulfill its mission of "reducing the burden of cardiovascular disease in Europe", the ESC provides an array of scientific and educational activities, such as the production and continuous updating of Clinical Practice Guidelines, the organisation of educational courses and initiatives, pan-European surveys on specific disease areas and the annual ESC Congress, the largest medical meeting in the world held next year from 27-31 August 2016 in Rome, Italy. The ESC is proud to hold, in conjunction with its constituent bodies, several sub-specialty congresses, which are becoming increasingly popular within the profession. These are Acute Cardiovascular Care, EHRA EUROPACE - CARDIOSTIM, EuroEcho-Imaging, EuroHeartCare, EuroPrevent, Frontiers of CardioVascular Biology (FCVB), Heart Failure, and International Conference of Nuclear Cardiology (ICNC). The ESC also edits and publishes 10 of the world's leading journals on cardiology.

Please visit our booth to find out more about the ESC activities and become a member.

AstraZeneca Oesterreich GmbH

B2

**SE-431 83 Mölndal
Sweden**

Tel: +46 317 761 050
Email: marianne.weimers@astrazeneca.com
Website: www.astrazeneca.com

AstraZeneca is a global, innovation-driven biopharmaceutical business that focuses on the discovery, development and commercialisation of prescription medicines, primarily for the treatment of cardiovascular, metabolic, respiratory, inflammation, autoimmune, oncology, infection and neuroscience diseases. AstraZeneca operates in over 100 countries and its innovative medicines are used by millions of patients worldwide.

Boehringer Ingelheim RCV GmbH & Co KG


A2

**Dr. Boehringer-Gasse 5-11
1121 Vienna
Austria**

Email: carina.schloeghofer@boehringer-ingelheim.com

The Boehringer Ingelheim group is one of the world's 20 leading pharmaceutical companies. Headquartered in Ingelheim, Germany, it operates globally with 140 affiliates and more than 46,000 employees. Since it was founded in 1885, the family-owned company has been committed to researching, developing, manufacturing and marketing novel medications of high therapeutic value for human and veterinary medicine.

COMPANY AND PRODUCT DESCRIPTIONS



NI Medical Ltd.

C1

**14 Imbar St
4951 148 Petah Tikva
Israel**

Tel: +972 394 720 00
Email: sales@ni-medical.com
Website: www.ni-medical.com

New NI Medical has developed the NICaSTM (NonInvasive Cardiac System) with Hemodynamic NavigatorTM. NICaSTM is a non-invasive medical device that can, accurately (high correlation to Thermodilution) and non-invasively, monitor patients cardiorespiratory parameters including Stroke Volume, Cardiac Output, Total Peripheral Resistance and Total Body Water. The Hemodynamic NavigatorTM is a novel multi-dimensional graphic display of patient's hemodynamic status enabling a better management of CHF patients both acutely and chronically. The Hemodynamic NavigatorTM indicates patient's fluid status as well as peripheral perfusion. This can empower physician's hemodynamic intervention. Initial trials demonstrated significant reduction of CHF readmission by utilizing the NICaS Hemodynamic NavigatorTM.

Novartis Pharma AG

A3

**Forum 1, Novartis Campus
4058 Basel
Switzerland**

Tel: +41 613 241 11
Email: karen.ash@novartis.com
Website: www.novartis.com

Novartis provides innovative healthcare solutions that address the evolving needs of patients and societies. Headquartered in Basel, Switzerland, Novartis offers a diversified portfolio to best meet these needs: innovative medicines, eye care, cost-saving generic pharmaceuticals, preventive vaccines and over-the-counter products. Novartis is the only global company with leading positions in these areas. In 2014, the Group achieved net sales of USD 58 billion, while R&D throughout the Group amounted to approximately USD 9.9 billion (USD 9.6 billion excluding impairment and amortization charges). Novartis Group companies employ approximately 130,000 full-time-equivalent associates. Novartis products are available in more than 180 countries around the world. For more information, please visit <http://www.novartis.com>.

Orion Pharma (Austria) GmbH

C2

**Wienerbergstraße 11/12a
1100 Vienna
Austria**

Tel: +43 199 460 6550
Fax: +43 199 460 5005
Email: info.austria@orionpharma.com
Website: www.orionpharma.de

Orion is a globally operating Finnish company developing pharmaceuticals and diagnostic tests - a builder of well-being. The company is continuously developing new drugs and treatment methods.

Simdax (levosimendan) is a calcium sensitiser developed for intravenous use in hospitalised patients with acutely decompensated heart failure (ADHF).

Oxford University Press

A5

**Great Clarendon Street
OX2 6DP Oxford
United Kingdom**

Email: medicine.books.uk@oup.com
Website: www.oup.com

Oxford University Press publishes some of the most renowned and respected cardiology books and journals, including the official textbook of the Acute Cardiovascular Care Association (ACCA), The ESC Textbook of Intensive and Acute Cardiovascular Care – now in a new updated edition. Visit our stand to pick up free copies of the ESC journals published by Oxford University Press, and to buy all ESC books at a 30% discount.

COMPANY AND PRODUCT DESCRIPTIONS

SAGE

A4

**1 Oliver's Yard - 55 City Road
EC1Y 1SP London
United Kingdom**

Tel: +44 207 324 8500
Fax: +44 207 324 8600
Email: marketing.journal.requests@sagepub.co.uk
Website: www.sagepub.co.uk

Founded 50 years ago by Sara Miller McCune to support the dissemination of usable knowledge and educate a global community, SAGE publishes more than 850 journals and over 800 new books each year, spanning a wide range of subject areas. A growing selection of library products includes archives, data, case studies and video. SAGE remains majority owned by our founder and after her lifetime will become owned by a charitable trust that secures the company's continued independence. Principal offices are located in Los Angeles, London, New Delhi, Singapore and Washington DC. www.sagepub.com

Singulex

B1

**1701 Harbor Bay Parkway, Suite 200
Alameda, CA 94705
United States of America**

Tel: +1 510 995 3873
Email: ClinicalDxInfo@singulex.com
Website: www.singulex.com

Singulex, Inc. is the developer and leading provider of Single Molecule Counting technology for clinical diagnostics and scientific discovery. Singulex's proprietary SMC technology enables physicians and scientists to detect biomarkers of disease that were previously undetectable. Powered by SMC technology, Singulex's ultra-sensitive immunoassay solutions are transforming patient care from reactive disease treatment to proactive health management and fueling the discovery and development of new therapeutics. Singulex is currently developing the Sgx Clarity Clinical Diagnostic System, a fully-automated in vitro diagnostics system that will bring the benefits of its SMC technology to hospital and reference laboratories worldwide. SMC & Sgx Clarity are Singulex Trademarks.

Thermo Fisher Scientific

C4

**Neuendorfstrasse 25
16761 Hennigsdorf
Germany**

Tel: +49 330 288 30
Email: juliane.reifke@thermofisher.com
Website: <http://www.thermoscientific.com/brahms>

B•R•A•H•M•S GmbH, part of Thermo Fisher Scientific, investigates, develops and manufactures novel diagnostic testing procedures to improve early diagnosis and treatment of life threatening diseases. With high-quality immunodiagnostic tests for prenatal screening, cardiovascular, pulmonary, and cancer disorders as well as particularly for sepsis, the company contributes to the creation of a healthier future – to the greatest advantage for medical professionals and patients.

B•R•A•H•M•S GmbH is leading in specific market places and therapeutic areas. The aim of its basic research is to identify new biomarkers, with support by international co-operations and reputable research institution.

ViroGates

B3

**Blokken 45
DK-3460 Birkerød
Denmark**

Tel: +45 211 313 36
Email: info@virogates.com
Website: <http://virogates.com/index.php>

ViroGates A/S is committed to improve the screening and monitoring of patients in acute care settings by improving triage decisions.

ViroGates has developed several in-vitro diagnostic products based on suPAR (soluble urokinase Plasminogen Activator Receptor) that all, in clinical settings, have shown to predict mortality and disease progression. More than 180.000 patients have to date been tested with suPARnostic® and studies have been reported in more than 300 peer reviewed articles. ViroGates has recently launched its suPARnostic® Quick Triage test based on lateral flow technology. The Quick Triage products provide results in 20 minutes and can aid clinicians in triage decisions.

ACUTE CARDIOVASCULAR CARE ASSOCIATION CLINICAL DECISION-MAKING TOOLKIT

SECOND EDITION

UPDATED AND EXPANDED

**A must-have
for immediate
decision-making**



TOOLKIT



TOOLKIT ONLINE
VERSION



FLASH ME

www.escardio.org/ACCA-toolkit

The toolkit is supported by an unrestricted educational grant from AstraZeneca and Novartis Pharma AG

AstraZeneca 

 **NOVARTIS**
PHARMACEUTICALS



Acute
Cardiovascular
Care Association
ACCA
A Registered Branch of the ESC



**EUROPEAN
SOCIETY OF
CARDIOLOGY®**

08:30 - 10:00 SYMPOSIUM

Zeremoniensaal

NEUROLOGIC EMERGENCIES AND ACUTE CARDIAC CAREChairpersons: **M. Tubaro (Rome, IT); Y. Hasin (Migdal, IL)**

08:30	Stroke networks: what was gained so far. W. Lang (Vienna, AT)	1
08:52	Prevention of ischemic and hemorrhagic stroke: a case for NOAC selection? H. Darius (Berlin, DE)	2
09:15	In whom, when and how re-install antithrombotic therapy in TIA/stroke. G. Y. H. Lip (Birmingham, GB)	3
09:37	Acute interventions in cerebral aneurysms. A. Gruber (Vienna, AT)	4

08:30 - 10:00 MEET THE EXPERTS

Prinz Eugen Saal

ACUTE CARDIOVASCULAR CARE IN THE ELDERLYChairpersons: **D. Zahger (Beer Sheva, IL); S. D. Kristensen (Aarhus, DK)**

08:30	How to manage patients with abnormal troponin values. E. Giannitsis (Heidelberg, DE)	5
08:52	Antithrombotic therapy in the elderly. H. Bueno (Madrid, ES)	6
09:15	Revascularisation decisions in the elderly: are they different? D. Dudek (Krakow, PL)	7
09:37	Impact of frailty on decision making. D. M. Walker (Hastings, GB)	8

08:30 - 10:00 SYMPOSIUM

Rittersaal

END-STAGE HEART FAILURE

Joint session with the WG on Intensive Care Medicine of the Austrian Society of Cardiology

Chairpersons: **W. Grander (Hall, AT); V. Gasparovic (Zagreb, HR)**

08:30	The pharmacological approach. J. G. F. Cleland (London, GB)	9
08:52	ECMO. A. Geppert (Vienna, AT)	10
09:15	Mechanical assist devices. D. Zimpfer (Vienna, AT)	11
09:37	Heart transplantation update 2015. A. Vorlat (Edegem, BE)	12

08:30 10:00 HOW-TO SESSION

Gartensaal

ACCA SCHOOL: RENAL REPLACEMENTInstructor: **C. Sitzwohl (Wien, AT)**

Learn the indications of extrarenal depuration, as well as the different modalities and function of haemofilter, which parameters are important and which alarms should make us stop the therapy.

Techniques: SCUF (slow ultrafiltration), haemofiltration, haemodiafiltration and dialysis.

10:15 - 11:45 SYMPOSIUM

Zeremoniensaal

NON CORONARY EMERGENCIES IN ACUTE CARDIOVASCULAR CAREChairpersons: **C. J. M. Vrints (Edegem, BE); M. Roffi (Geneva, CH)**

10:15	Novel insights into the mechanisms and management of TakoTsubo cardiomyopathy. F. Crea (Rome, IT)	13
10:37	Endocarditis: who is a candidate for emergency surgery? M. Sousa Uva (Lisbon, PT)	14
11:00	Prosthetic valve thrombosis: how to diagnose and treat? J. Stepinska (Warsaw, PL)	15
11:22	Early TAVI complications. S. Windecker (Bern, CH)	16

Saturday 17 October 2015

MORNING SESSIONS

10:15 - 11:45 HOW-TO SESSION

Prinz Eugen Saal

FRIEND OR FOE: TROPONIN ELEVATION

This session is supported with an unrestricted educational grant from Roche Diagnostics

Chairpersons: **A. Jaffe (Rochester, US); M. Moeckel (Berlin, DE)**

10:15	Gender: why is troponin different, and does it matter? B. Lindahl (Uppsala, SE)	17
10:37	Non-coronary troponin elevations. K. Thygesen (Aarhus, DK)	18
11:00	Rapid ACS rule out in the emergency room: speed vs. accuracy. C. E. Mueller (Basel, CH)	19
11:22	How should we define a significant rise in troponin. J. Mair (Innsbruck, AT)	20

10:15 - 11:45 SYMPOSIUM

Rittersaal

EMERGENCY MEDICINE PRE VS IN-HOSPITAL

Joint session with the Austrian Association of Emergency Medicine

Chairpersons: **P. Eisenburger (Vienna, AT); P. Goldstein (Lille, FR)**



10:15	Pre-hospital ECMO for refractory cardiac arrest. A. Schober (Vienna, AT)	21
10:37	Malignant arrhythmias. M. Stuehlinger (Innsbruck, AT)	22
11:00	Cooling strategies. M. Noc (Ljubljana, SI)	23
11:22	Telemedicine: does it really make a difference? S. Postma (Zwolle, NL)	24

10:15 - 11:45 HOW-TO SESSION

Gartensaal

ACCA SCHOOL: INVASIVE VENTILATION: BASICS INTRODUCTION TO MECHANICAL VENTILATION

Instructor: **M. White (London, GB)**

- Non-invasive ventilation
- Invasive ventilation

Learn to use a ventilator, which types of ventilation exist and which are the different parameters to adjust (tidal volume, PEEP, etc) and how to do the weaning.

LUNCHTIME SESSIONS

12:15 - 13:15 SATELLITE SYMPOSIUM

Rittersaal

ULTRA HIGH SENSITIVE BIOMARKERS: STRESS TEST RULE OUT AND IDENTIFICATION OF ACUTE CARDIOVASCULAR EVENTS

Sponsored by Singulex

Chairperson: **C. E. Mueller (Basel, CH)**

High-sensitivity Troponin increases the diagnostic accuracy of clinical judgement in patients referred for myocardial perfusion SPECT and may therefore help in the rule out of exercise-induced myocardial ischemia. Differentiating chronic from acute troponin. Identifying other cardiac proteins released during necrosis. The characteristics of cardiac myosin protein C (cMyC).

12:15	Opening comments - Ultra high sensitive biomarkers: stress test rule out and identification of acute cardiovascular events. C. E. Mueller (Basel,CH)	25
12:20	Can biomarkers help to make better use of cardiac imaging? C. E. Mueller (Basel,CH)	26
12:40	Q&A - Can biomarkers help to make better use of cardiac imaging? C. E. Mueller (Basel,CH)	27
12:45	Topping troponin. M. S. Marber (London,GB)	28
13:05	Q&A - Topping troponin. M. S. Marber (London,GB)	29
13:10	Closing remarks - Ultra high sensitive biomarkers: stress test rule out and identification of acute cardiovascular events.	30

13:30 - 15:00 SYMPOSIUM

Zeremoniensaal

UNMET NEEDS IN MEDICAL THERAPIES FOR ATRIAL FIBRILLATIONChairpersons: **K. Huber (Vienna, AT); F. Schiele (Besançon, FR)**

13:30	Is there a future role for pacemaker therapy in atrial fibrillation? M. Nuernberg (Vienna, AT)	31
13:52	What is the current role of new oral anticoagulants (or VKAs) in the early acute management of atrial fibrillation? H. Darius (Berlin, DE)	32
14:15	Navigating the alphabet soup of acronyms: CHADS ₂ , CHA ₂ DS ₂ VASc, R ₂ CHADS ₂ , HASBLED, HEMORR ₂ ZAGES, SAME-TT ₂ R ₂ . G. Y. H. Lip (Birmingham, GB)	33
14:37	High sensitive cardiac troponin and other biomarkers in atrial fibrillation. A. Jaffe (Rochester, US)	34

13:30 - 15:00 SYMPOSIUM

Prinz Eugen Saal

CARDIAC ARREST IN THE MODERN ERA

Joint session with the European Resuscitation Council (ERC)

Chairpersons: **C. Sitzwohl (Wien, AT); N. Nikolaou (Athens, GR)**

13:30	Controversies in early management after out of hospital cardiac arrest. M. Noc (Ljubljana, SI)	35
13:52	Update from the 2015 ILCOR guidelines. L. L. Bossaert (Boechout, BE)	36
14:15	The role of routine coronary angiography after cardiac arrest. C.H. Hassager (Copenhagen, DK)	37
14:37	How and when to assess neurologic prognosis after cardiac arrest. E. A. Lopez De Sa Y Areses (Madrid, ES)	38

13:30 - 15:00 SPECIAL SESSION

Rittersaal

ACCA RESEARCH PRIZEChairpersons: **H. Bueno (Madrid, ES); I. Ahrens (Freiburg, DE); F. Vasques-Novoa (Porto, PT)**

13:30	Acute exposure to air pollution aggravates acute myocardial infarction and subsequent ischemic heart failure in mice. D. Wolf (Freiburg Im Breisgau, DE)	39
13:52	Heart rate during targeted temperature management: a novel early marker of outcome in comatose out-of-hospital cardiac arrest patients treated with both 33°C and 36°C. J. H. Thomsen (Copenhagen O, DK)	40
14:15	Effect of serum potassium, ionized calcium and magnesium on mortality, ventricular arrhythmias and QTc interval in patients admitted to the coronary care unit. T. Hu (Rochester, US)	41
14:37	High-sensitivity cardiac troponin on presentation to rule out acute myocardial infarction. A. Shah (Edinburgh, GB)	42

13:30 - 15:00 HOW-TO SESSION

Gartensaal

UPDATE IN ST-ELEVATION MYOCARDIAL INFARCTIONChairpersons: **U. Zeymer (Ludwigshafen, DE); A. Viana Tejedor (Madrid, ES)**

13:30	Pre-hospital management. F. Beygui (Caen, FR)	45
13:52	Timelines, current role of thrombolysis. P. Goldstein (Lille, FR)	46
14:15	Revascularisation strategies. G. Delle-Karth (Vienna, AT)	47
14:37	Special circumstances, mechanical complications and tamponade. H. Thiele (Luebeck, DE)	48

15:00 - 16:00 MODERATED POSTERS

Poster Area

ACUTE HEART FAILURE, CARDIAC SHOCK, SUDDEN CARDIAC DEATHChairpersons: **L. De Luca (Rome, IT); P. Henry (Paris, FR)**

Posters are on display for the entire day 08:30-18:00 - During the moderated poster session, presenters will summarise their research within 3 minutes and then address questions from the Chairpersons and Audience.

- Validation of a risk-prediction tool for severe heart failure in the setting of non-ST elevation acute coronary syndrome. 49
A. Espinola Pardo, K. Medina Rodriguez, M. Butron Calderon, S. Rufian Andujar, J.C. Garcia Rubira, A. Reina Toral, A.D. Ruiz Duthil, E. Blanco Ponce, R.J. Hidalgo Urbano (Seville and Granada, ES)
- Predicting neurological outcome of survivors after a sudden cardiac death with a quick score on admission. 50
M. Nunez Torras, J. Aboal, A. Fageda, D. Bosch, N. Coma, J. Pascual, J. Iglesias, G. Vazquez, R. Brugada, P. Loma-Osorio (Girona, ES)
- Circulating endothelial-derived microparticles as a marker of clinical outcomes in acutely decompensated Heart failure patients. 51
A. Berezin, A. Kremzer, Y.U. Martovitskaya, T. Samura, T. Berezina (Zaporozhye, UA)
- Confusion - a predictor of poor outcome in cardiogenic shock patients. 52
A. Kataja, T. Tarvasmaki, J. Lassus, V.P. Harjola (Helsinki, FI)
- Urinary output predicts outcome in patients undergoing extracorporeal membrane oxygenation. 53
K. Distelmaier, C. Roth, C. Binder, L. Schrutka, I.M. Lang, G. Heinz, G. Maurer, H. Koinig, A. Niessner, G. Goliasch (Vienna, AT)
- Procedural and clinical results for urgent transcatheter aortic valve implantation in patients with critical symptomatic aortic stenosis. 54
U. Landes, K. Orvin, P. Kodner, A. Assali, H. Vaknin-Assa, S. Schwartzberg, A. Levi, S. Shapira, A. Sagie, R. Kornowski (Petah Tikva, IL)
- Prognostic value of right ventricular myocardial involvement in hypertrophic cardiomyopathy: an ultrasound speckle-tracking analysis. 55
R.I.M. Ben Said, A.M.I.R.A. Zaroui, T. Chalbia, N. Khedher, M. Ben Halima, A. Farhati, M.S. Mourali (Tunis, TN)
- In-hospital and medium-term prognosis of Takotsubo cardiomyopathy. A portuguese multicentre study. 56
L. Reis, K. Domingues, C. Lourenco, O. Azevedo, A. Almeida, B. Marmelo, J. Almeida, S. Leao, B. Picarra, N. Marques (Coimbra, Santarem, Penafiel, Guimaraes, Almada, Viseu, Vila Nova de Gaia, Vila Real, Evora and Faro, PT)

16:00 - 17:30 SYMPOSIUM

Zeremoniensaal

ACUTE CORONARY SYNDROMES IN SPECIAL POPULATIONS

This session is supported with an unrestricted educational grant from Aspen Pharma

Chairpersons: **H. Darius (Berlin, DE); D. M. Walker (Hastings, GB)**

- 16:00** The patient with anaemia. 57
M. Lettino (Milan, IT)
- 16:22** The patient with renal insufficiency. 58
S. Gevaert (Gent, BE)
- 16:45** The diabetic patient. 59
S. Windecker (Bern, CH)
- 17:07** Agitation and delirium in octogenarians. 60
H. Bueno (Madrid, ES)

16:00 - 17:30 SYMPOSIUM

Prinz Eugen Saal

NON INVASIVE POINT OF CARE IMAGING IN ACUTE CARDIOVASCULAR CARE

Joint session with the European Association of Cardiovascular Imaging of the ESC (EACVI)

Chairpersons: **P. Eisenburger (Vienna, AT); To be announced**



- 16:00** Point-of-care imaging in acute chest pain: what, when, where and by whom. 61
S. Price (London, GB)
- 16:22** Non-invasive assessment of acute valvular dysfunction. 62
B. Cosyns (Braine L'alleud, BE)
- 16:45** Point-of-care ultrasound in resuscitation and cardiac arrest management. 63
A. N. Neskovic (Belgrade, RS)
- 17:07** Echocardiographic assessment of pulmonary emboli and right ventricular failure. 64
A. Shimony (Beer Sheva, IL)

16:00 - 17:30 RAPID FIRE ABSTRACT

Rittersaal

"BEST ABSTRACTS AND INNOVATIONS"

Chairpersons: **P. Vranckx (Hasselt, BE); D. Zahger (Beer Sheva, IL)**

- | | | |
|--------------|---|----|
| 16:00 | Predicting the risk of 3-day mortality of patients with acute heart failure at emergency department: the 3D-EAHFE scale.
O. Miro, J. Jacob, P. Herrero, F.J. Martin-Sanchez, V. Gil, R. Escoda, P. Llorens (Barcelona, Hospitalet de Llobregat, Oviedo, Madrid and Alicante, ES) | 65 |
| 16:10 | Contemporary real world use of the novel P2Y12 inhibitors in patients with an acute myocardial infarction. A treatment paradox.
R. Beigel, Z. Iakobishvili, N. Shlomo, A. Segev, D. Zahger, S. Atar, S. Gottlieb, I. Goldenberg, E. Asher, S. Matetzky (Tel Hashomer, Petah Tikva, Tel Aviv, Beer Sheva, Nahariya and Jerusalem, IL) | 66 |
| 16:20 | Nt-probnp shows diagnostic accuracy for atrial fibrillation in patient with stroke.
A. Ramirez Moreno, J.R. Siles Rubio, M. Nouredine, J.C. Salas, F. Ruiz-Navas, A. Valle-Alberca, A. Milan-Pinilla, E. Zambrano-Medina, A. Milan-Pinilla, L. Inigo-Garcia (Estepona and Marbella, ES) | 67 |
| 16:30 | C-reactive protein at admission is an independent predictor of major complications and need for emergent surgery in infective endocarditis patients: a protocol based prospective observational study.
S. Mohanan, R. Gopalan Nair, V. Haridasan, C. G. Sajeev, M. N. Krishnan (Kozhikode, IN) | 68 |
| 16:40 | Echocardiographic assessment of global longitudinal right ventricular function in patients with an acute inferior ST elevation myocardial infarction and proximal right coronary artery occlusion.
M. Hutyra, J. Precek, T. Skala, Z. Tudos, M. Kocher, D. Vindis, O. Moravec, J. Zapletalova, A. Smekal, M. Taborsky (Olomouc, CZ) | 69 |
| 16:50 | Left atrial dysfunction as a correlate of the occurrence of supra-ventricular arrhythmia in hypertrophic cardiomyopathy: Strain 2D analysis.
R. Ben Said, A.M.I.R.A. Zaroui, T. Chalbia, M. Ben Halima, A. Farhati, M.S. Mourali (Tunis, TN) | 70 |
| 17:00 | ECG evaluation in patients with pacemaker and suspected ACS: which score to apply?
P. Freitas, M.B. Santos, M. Castro, J. Brito, L. Raposo, H.M. Gabriel, R.C. Teles, M. Almeida, J. Ferreira, M. Mendes (Lisbon, PT) | 71 |
| 17:10 | PCWP: Is there a need for a standardized loop diuretics regimen monitoring in ADHF patients?
I. Sharka, S. Myftiu, A. Ouka, M. Xhafaj, E. Dado, L. Kresto, A. Duka, A. Kristo, I. Balla (Tirana, AL) | 72 |
| 17:20 | The role of toll-like receptors (TLRs) in myocardial infarction and their connection with AMP-activated protein kinase (AMPK).
A. Garjani, H. Soraya, B. Bagheri, B. Sohrabi, M. Rameshrad, H. Vaez, N. Maleki-Dizaji (Tabriz, IR) | 74 |

16:00 - 17:30 HOW-TO SESSION

Gartensaal

UPDATE IN NSTE-ACS

This session is supported with an unrestricted educational grant from AstraZeneca



Chairpersons: **M. Roffi (Geneva, CH); C. Held (Uppsala, SE)**

- | | | |
|--------------|---|----|
| 16:00 | Troponins and novel biomarkers.
C. E. Mueller (Basel, CH) | 75 |
| 16:22 | Prognosis and risk prediction.
U. Zeymer (Ludwigshafen, DE) | 76 |
| 16:45 | Antithrombotic and antiplatelet therapy.
K. Huber (Vienna, AT) | 77 |
| 17:07 | Treatment options: when to intervene?
C. J. M. Vrints (Edegem, BE) | 78 |

17:40 - 18:30 SPECIAL EVENT

Zeremoniensaal

INAUGURAL SESSION

Chairpersons: **H. Bueno (Madrid, ES); K. Huber (Vienna, AT); M. Lettino (Milan, IT)**

- | | | |
|--------------|---|----|
| 17:40 | Welcome on behalf of the Acute Cardiovascular Care Association of the ESC.
H. Bueno (Madrid, Spain) | 79 |
| 17:45 | Welcome on behalf of the European Society of Cardiology.
F. J. Pinto (Lisbon, PT) | 80 |
| 17:50 | Welcome to Acute Cardiovascular Care 2015.
K. Huber (Vienna, AT) | 81 |
| 17:55 | Keynote lecture: "The history of the fight against coronary thrombosis".
F. Van de Werf (Leuven, BE) | 82 |
| 18:15 | ACCA special awards.
H. Bueno (Madrid, Spain) - M. Lettino (Milano, IT) | 84 |
| 18:25 | Closing remarks.
H. Bueno (Madrid, Spain) | 85 |

The Inaugural Session will be followed by a Networking Reception in the Exhibition.

Acute heart failure

- Efficacy of tolvaptan for the prevention worsening renal function in acute decompensated heart failure. P86
Y. Suzuki, S. Murase, O. Matsuda, S. Kanoh, A. Murata, M. Ehara, T. Ito (Nagoya, JP)
- Predictors of in-hospital mortality in patients with acute or acute worsening chronic heart failure. P87
M. Vavlukis, E. Caparovska, B. Pocesta, I. Kotlar, D. Kitanovski, E. Shehu, H. Taravari, I. Bojovski, D. Risteski, S. Kedev (Skopje, MK)
- Ivabradine in acute decompensated systolic heart failure is safe and effective to achieve target values of heart rate at hospital discharge. P88
P. Beltran, N. Manito Lorite, J. Jacob Rodriguez, A. Soto Priore, N. Calcerrada Labrador, M. Camprecios Crespo, A. Bonet Basiero, A. Carol Ruiz, P. Sanchez Chamero, A. Cabestrero De Diego (Barcelona, ES)
- Acute heart failure in a patient with iatrogenic cushing syndrome on treatment for gout. P89
C. James, S. Tisheva, N. Nikolov, S. Ohri, K. Gospodinov, D. Gaidarova, D. Yakova, R. Pencheva, N. Sirachka, S. Jose (Pleven, BG; Kolenchery, IN)
- Analysis on the parameters of the EuroQoL-5 D-5L among patients with Acute Decompensated Heart Failure. P90
C. James, S. Tisheva, S. Ohri, D. Yakova, M. Hristov, K. Gospodinov, D. Gaidarova, N. Stancheva, T. Chakalova, S. Jose (Pleven, BG; Kolenchery, IN)
- Evaluating the long-term effectiveness of Levosimendan use on the quality of life in patients with advanced heart failure. P91
I. Katsytadze, K. Amosova, I. Prudkyi, O. Gerula (Kyiv and Kiev, UA)
- Heart failure - the main cause of hospital death and morbidity of myocardial infarction in women. P92
I. A. Leonova, N. Tretyakova, N. Trostyanskaya, S. Boldueva (St-Petersburg, RU)

Antithrombotic therapy

- Ticagrelor related dyspnea in patients with acute coronary syndromes: incidence and implication on ticagrelor withdrawn. P93
M. Gomez-Molina, P.J. Flores-Blanco, A.A. Lopez-Cuenca, M.J. Sanchez-Galian, E. Guerrero-Perez, M. Sanchez-Martinez, J.I. De Las Heras-Gomez, F. Cambroner-Sanchez, M. Valdes, S. Manzano Fernandez (Murcia and Cieza, ES)
- Changes in kidney function and dosing adjustment of non-vitamin k oral anticoagulant in concomitant atrial fibrillation and recent acute decompensated heart failure. P94
M. Gomez-Molina, J.M. Andreu-Cayuelas, F.J. Pastor-Perez, C.M. Puche, A. Mateo-Martinez, A. Garcia-Alberola, P.J. Flores-Blanco, V. Roldan, M. Valdes, S. Manzano Fernandez (Murcia, ES)
- Changes in the level of platelet aggregation by replacing clopidogrel to ticagrelor in patients with myocardial infarction. P95
E. Tavlyeva, A. Alekseenko, T. Penskaia, O. Barbarash (Kemerovo, RU)
- Safety of early discontinuation of dual antiplatelet therapy for acute myocardial infarction patients complicated with out-of-hospital cardiopulmonary arrest. P96
Y. Furuse, T. Watanabe, M. Kato, K. Yamamoto (Yonago, JP)
- Administration of intravenous fentanyl and laboratory efficacy of new p2y12 receptor antagonists in patients with STE myocardial infarction. P97
Z. Motovska, J. Knot, M. Ondrakova, F. Bednar, J. Ulman, M. Maly, P. Widimsky (Prague, CZ)
- Efficacy and safety of different glycoprotein IIb/IIIa inhibitors in acute coronary syndromes: evidence from real world clinical practice. P98
S. Leao, F. Cordeiro, P. Magalhaes, A. Baptista, C. Ferreira, P. Mateus, I. Moreira (Vila Real, PT)
- An interaction between the time delay and pharmacologic pre-treatment. Effect on myocardial perfusion and infarct size. P99
M. Prech, E. Bartela, M. Janus, A. Kutrowska, A. Araszkiwicz, I. Jeremicz, S. Grajek (Leszno and Poznan, PL)
- Time related benefit of antiplatelet therapy on coronary reperfusion in st-segment myocardial infarction patients. P100
V. Paradies, M. Pepe, D. Zanna, A. Cafaro, F. Resta, G. Camarda, N. Signore, F. Masi, D. Quagliara, S. Favale (Bari, IT)

Biomarkers

- Increased thrombocyte activation is associated with clinical restenosis in patients who underwent Percutaneous coronary intervention. P102
N. Ratkovic, O.S. Obradovic Slobodan, D.Z.B. Dzudovic Boris, D.D. Dincic Dragan (Belgrade, RS)

- Activity of superoxide dismutase (SOD) copper/zinc type and prognosis in a cohort of patients with coronary artery disease. P103
E. Zengin, C. R. Sinning, T. Zeller, H.J. Rupprecht, R. B. Schnabel, K. Lackner, S. Blankenberg, D. Westermann, C. Bickel (Hamburg, Rüsselsheim, Mainz and Koblenz, DE)
- Levels of total Pregnancy Associated Plasma Protein A and application in a cohort of patients with coronary artery disease. P104
C. R. Sinning, E. Zengin, S. Appelbaum, T. Zeller, H.-J. Rupprecht, R. B. Schnabel, K. Lackner, S. Blankenberg, C. Bickel, D. Westermann (Hamburg, Rüsselsheim, Mainz and Koblenz, DE)
- Does the BNP value at admission correlate with the prognosis of takotsubo cardiomyopathy? A multicenter portuguese study. P105
R. A. Pontes Dos Santos, M. Oliveira, A.R. Almeida, J. Almeida, K. Domingues, B. Marmelo, L. Reis, P. Magalhaes, B. Picarra, B. Marques (Penafiel, Guimaraes, Almada, Vila Nova de Gaia, Santarem, Viseu, Coimbra, Vila Real, Evora and Faro, PT)
- Correlation of bone metabolism parameters and osteopenic syndrome in patients with coronary artery disease. P106
V. Kashtalap, O.L. Barbarash, O.N. Hryachkova, A.N. Kokov (Kemerovo, RU)
- The correlation between C-reactive protein levels and the progression of non-coronary atherosclerosis 1 year after myocardial infarction. P107
V. Kashtalap, M.V. Zykov, E.N. Usoltseva, O.L. Barbarash (Kemerovo, RU)
- Cardiac surgery**
- Pulmonary hypertension and right ventricular dysfunction after cardiac surgery: is there a place for sildenafil? P108
S. Ledot, F. Caetano, S. Kaul (London, GB)
- Aortic valve replacement surgery referral: population carachterization and 1 year follow-up results. P109
J. M. Amado, D. Bento, D. Silva, J. Guedes, N. Marques, W. Santos, P. Gago, J. Mimoso, I. Jesus (Faro, PT)
- The role of amiodarone in prevention of atrial fibrillation after surgical myocardial revascularization. P111
B. Orbovic, B. Obrenovic Kircanski, M. Vranes, B. Ivanovic, L.J. Soskic, M. Velinovic, S. Matic (Belgrade, RS)
- Semi-critical care unit for initial post-operative in adult cardiac surgery. P112
C. Labata Salvador, T. Oliveras Vila, E. Berastegui Garcia, X. Ruyra Baliarda, M. Camara Rosell, O. De Diego Soler, F. Rueda Sobella, C. Garcia Garcia, J. Serra Flores, A. Bayes Genis, Badalona, ES)
- Referral to cardiac surgery: characteristics of the population and 1 year follow-up results. P113
J.P. Moura Guedes, J. Amado, D. Bento, D. Carvalho, J. Chin, N. Marques, W. Santos, J. Mimoso, V. Brandao, I. De Jesus (Faro, PT)
- Long-term outcome of coronary artery bypass graft for unprotected left main disease. P114
F. Imperadore, A. Graffigna, M. Del Greco (Rovereto and Trento, IT)
- Effect of preoperative levosimendan administration on myocardial injury and renal function markers in patients with left ventricular dysfunction undergoing elective cardiac surgery. P115
M. J. Garcia Gonzalez, P. Jorge Perez, J.J. Jimenez Rivera, J.L. Iribarren Sarrias, P. Barrio Martinez, C. Belleyo Alkasem, J.J. Ferrer Hita, G. Yanes Bowden, M. Vargas Torres, F. Bosa Ojeda (S. Cristóbal de La Laguna-Tenerife, ES)
- Postoperative bleeding in cardiac surgery for acute coronary syndrome: ticagrelor versus other platelet aggregation inhibitors. P116
T.T. Kok, M. Hoekstra, B. Hiemstra, J.G. Regtien, M. Mariani, M.W. Nijsten, I.C.C. Van Der Horst (Groningen, NL)
- Is emergency and salvage coronary artery bypass grafting justified? The Nordic Emergency/Salvage (NES) CABG study. P117
T.A. Axelsson, A. Mennander, M. Malmberg, J. Gunn, A. Jeppsson, T. Gudbjartsson (Reykjavik, IS; Tampere and Turku, FI; Gothenburg, SE)
- Circulatory support, extracorporeal**
- The role of sildenafil in the treatment of right ventricular dysfunction and pulmonary hypertension after heart transplant and LVAD implantation. P118
F. Caetano, S. Ledot, A. Simon, S. Kaul (London, GB)
- The unexpected rescuer in electrical storm: the use short-term mechanical circulatory support as a temporary measure to overcome refractory ventricular fibrillation in subacute myocardial infarction. P119
T. Adrega, E. Molinos, C. Gavina, L. Santos, R. Araujo (Aveiro and Matosinhos, PT)
- Percutaneous extracorporeal membrane oxigenation support in acute myocardial infarction complicated by refractory cardiogenic shock. P120
I. Sousa Casasnovas, F. Diez-Delhoyo, M. Juarez-Fernandez, A. Ayesta-Lopez, F. Noriega, M. Martinez-Selles, H. Bueno-Zamora, F. Fernandez-Aviles (Madrid, ES)

Clinical outcomes of critically ill patients who underwent extracorporeal membrane oxygenation support: a single-center experience for 9 years. P121

D.H. Kim, J.M. Cho, I.S. Sohn, E.S. Jin, H.J. Hwang, C.B. Park, C.J. Kim, Y.T. Kwak (Seoul, KR)

Platelet-neutrophil complex formation and platelet activation in patients requiring vECCMO links to hemostasis and inflammation. P122

H. Seeba, T. Wengenmayer, D. Duerschmied, C. Bode, I. Ahrens (Freiburg, DE)

Short-term outcomes of patients undergoing CF-LVAD implantation: Significance of preoperative tricuspid insufficiency. P123

M. T. Petrovic, S. Nathan, T. Hebar, I. Rajapreyar, P. Loyalka, B. Kar, I. D. Gregoric (Belgrade, RS; Houston, US; Maribor, SI)

Innovation in materials and design for ventricular assist device. P124

A.F. Plesoianu, C.E. Plesoianu, G. Tinica (Iasi, RO)

Databases, Registries and Surveys

Screening of OSAS in patients admitted in an intensive cardiac care unit (ICCU) for ACS. P125

S. Morra, D. Corrado, K. Solecki, F. Bughin, F. Gouzi, F. Leclercq, Y. Dauvilliers, S. Cade, F. Cransac, F. Roubille (Montpellier, FR; Padua, IT)

Direct evidence of the relationship of peak troponin level and pain severity in acute coronary syndrome as an indirect evidence of the relationship of ischemia size and pain severity. P126

R. Alrezk, M. Al Rezk, M. Assaf, F. Al Rezk, C.H. Tseng, N. Weintraub (Los Angeles, US; Damascus, SY; Frankfurt am Main, DE)

Quantitative analytical evaluation of chest pain. P127

R. Alrezk, M. Al Rezk, M. Assaf, C.H. Tseng, F. Al Rezk, N. Weintraub (Los Angeles, US; Damascus, SY; Frankfurt am Main, DE)

Main clinical parameters and outcomes comparison between groups of patients with type I and II. Myocardial infarction. P128

P. Serpytis, A. Skujaite, R. Serpytis, R. Navickas (Vilnius, LT)

Adverse early-life environment and premature acute coronary syndrome: a case-control study. P129

A. Qanitha, B.A.J.M. De Mol, D.R. Pabittei, I. Mappangara, Y. Van Der Graaf, C.S.P.M. Uiterwaal (Amsterdam and Utrecht, NL; Makassar, ID)

Contemporary in-hospital STEMI management of elderly patients. Is there room for improvement? Data from HULAR. P130

M. Santas Alvarez, R. C. Vidal Perez, E. Pereira Lopez, J. Elices Teja, J. Bayon Lorenzo, R. Franco Gutierrez, R. Rios Vazquez, M. Freire Tellado, A. Testa Fernandez, C. Gonzalez-Juanatey (Lugo, ES)

Prevalence of prehypertension in young adults and the related variables of technical high school. P131

I. P. Borges, E.C.S. Peixoto, C. Souza, R.T.S. Peixoto, R.T.S. Peixoto, A.A.B. Aragao (Rio de Janeiro, BR)

General intensive care

Clinical spectrum and prognosis of patients with acute kidney injury in acute coronary syndromes. P132

V. Vicar, G. Sheenam Gazala (Srinagar, IN)

Clinical characteristics, management and outcomes of patients with severe heart failure requiring hospitalization in the hybrid intensive cardiology care/intensive care unit - preliminary report. P133

M. Gasior, M. Ostrega, G. Slonka, A. Kurek, R. Koba, P. Nadziakiewicz, M. Zembala, A. Cislak, P. Knapik, M. Gierlotka (Zabrze, PL)

Predictors of long-term mortality in patients hospitalized in intensive cardiac care unit. P134

A. Tycinska, B. Sobkowicz, E. Uscinska, A. Lisowska, W.J. Musial (Bialystok, PL)

Safety and efficacy on ultrasound guided central venous catheterization. P135

I. Sousa Casanovas, E. Gomez-Gomez, M. Juarez-Fernandez, F. Diez-Delhoyo, A. Ayesta-Lopez, H. Gonzalez-Saldivar, L. Diaz-Gonzalez, M. Valero-Masa, H. Bueno-Zamora, F. Fernandez-Aviles (Madrid, ES)

Role of assessment of left ventricular function in mechanically ventilated obese patients. P136

D. Zidan, T.A.M.E.R. Abdallah (Alexandria, EG)

Correlation of obesity with nosocomial mortality in patients with acute systolic cardiac failure. P137

A. Sianni, E. Ntoli, A. Ganotopoulou, P. Krezias, P. Paraskevas, I. Matsoukis, C.H. Konsanti, P. Milonas, A. Masgala, I. Liouris (Athens and Piraeus, GR)

Comparison of mortality after cardiogenic shock complicating an acute coronary syndrome in two time periods 2007-2010, 2011-2014. P138

M. Nunez Torras, J. Abol, A. Fageda, D. Bosch, N. Coma, J. Pascual, J. Iglesias, G. Vazquez, R. Brugada, P. Loma-Osorio (Girona, ES)

Interventional Cardiology

- Short term outcome of post pci patients given antiplatelet drugs according to bleeding risk score. P139
J. Maddury, O. Oruganti Harish, J. Janaswamy Vibhav Sri Narayana (Hyderabad, IN)
- Long term all cause mortality outcomes in octogenarians undergoing percutaneous coronary intervention for stable or unstable coronary artery disease, single center experience. P140
A. Ahmed, S. Khan, J. Shah, J. Cookson, I. Mcluskie, N. Noroozian, A. Elghamaz (London, GB)
- Percutaneous treatment strategies for saphenous vein graft disease: clinical results and long-term predictors. P141
A.I. Azevedo, D. Caeiro, G. Pires De Morais, M. Goncalves, B. Melica, L. Santos, A. Rodrigues, P. Braga, A. Dias, V. Gama Ribeiro (Porto, PT)
- Ultrasound guided venous access for pacemaker and defibrillators. Randomized trial. P142
M. Liccardo, P. Nocerino, A.C. Urso, A. Borrino, C. Carbone, P. Follero, C. Ciardiello, L. Prato, G. Salzano (Napoli and MILAN, IT; New York, US)
- Follow-up results of periprocedural myocardial protection after elective PCI. P143
V. Kobylak, M. Sokolov, Y. Sokolov (Kiev, UA)
- Periprocedural myocardial injury and protection during elective PCI. P144
V. Kobylak, M. Sokolov, Y. Sokolov (Kiev, UA)
- Left atrium percutaneous closure. The experience of a single center. P145
L. Reis, A. Faustino, L. Paiva, F. Caetano, A. Botelho, R. Teixeira, M. Costa, J. Nascimento, L. Goncalves (Coimbra, PT)

Risk Stratification

- Usefulness of CRUSADE risk scores for predicting major bleeding in chronic kidney disease in acute coronary syndromes. P146
M. Gomez-Molina, P.J. Flores-Blanco, M. Sanchez-Martinez, E. Guerrero-Perez, M.J. Sanchez-Galian, F. Cambronero-Sanchez, J.I. De Las Heras-Gomez, A. Garcia-Narbon, M. Valdes, S. Manzano Fernandez (Murcia,ES)
- Complementary prognosis value of BARC bleeding complications and GRACE Risk score in acute coronary syndromes. P147
M. Gomez-Molina, P.J. Flores-Blanco, A.A. Lopez-Cuenca, M.J. Sanchez-Galian, E. Guerrero-Perez, M. Sanchez-Martinez, A. Garcia-Narbon, M.M. Antonio-Gonzalez, M. Valdes, S. Manzano Fernandez (Murcia and Cieza, ES)
- Testosterone level can be considered as an independent risk factor for coronary artery disease in men. P148
L. Bica, P.R.O.F. Lezha (Tirana, AL)
- The potential clinical application of genetic polymorphisms associated with lipid disorders in the assessment of clinical severity and in-hospital prognosis in patients with ST-segment elevation myoca P149
A.A. Inozemtseva, E.N. Usoltseva, O.L. Barbarash, V.V. Kashtalap, L.A. Gordeeva (Kemerovo, RU)
- Metabolic and psychosomatic predictors of myocardial infarction in women. P150
I. Sukmanova (Barnaul, RU)
- Gender features predictor of myocardial infarction. P151
I. Sukmanova, I.J. Jeltova (Barnaul, RU)
- Value of the mean platelet volume in evaluation of patients with acute coronary syndrome. P152
I. Shehata, I. El-Dosouky (Zagazig, EG)
- Obstructive sleep apnoea and coronary artery disease: does non invasive ventilation have prognostic impact? P153
F. Caetano, M. Madeira, I. Sanches, V. Martins, I. Almeida, J. Moita, L. Goncalves (London, GB; Coimbra, PT)
- Can we predict stroke after acute coronary syndrome? P154
R. Ferreira, J. Martins, T. Adrega, A. Gonzaga, J. Santos (Aveiro, PT)

ST-elevation myocardial infarction ACS

- Hemorrhagic complications in patients with acute coronary syndrome of different age groups. P155
A. Kochergina, V. Kashtalap, V. Leonova, O. Barbarash (Kemerovo, RU)
- High-degree atrio-ventricular block complicating acute myocardial infarction treated with primary percutaneous coronary intervention. P156
Y. Shacham, E. Leshem-Rubinow, A. Steinvil, G. Keren, A. Roth, Y. Arbel (Tel Aviv, IL)
- Relation of pulmonary artery pressure and renal impairment in st segment elevation myocardial infarction patients. P157
Y. Shacham, E. Leshem-Rubinow, Y. Topilsky, A. Steinvil, G. Keren, A. Roth, Y. Arbel (Tel Aviv, IL)
- Admission glucose levels and the risk of acute kidney injury in non-diabetic st segment elevation myocardial infarction patients undergoing primary percutaneous coronary intervention. P158
Y. Shacham, E. Leshem-Rubinow, Y. Arbel, G. Keren, A. Roth, A. Steinvil (Tel Aviv, IL)



- High-degree atrio-ventricular block complicating st-segment elevation myocardial infarction in the contemporary era. P159
A. Loirat, V. Auffret, G. Leurent, E. Filippi, J.P. Hacot, R. Delaunay, P. Castellant, A. Rialan, G. Rouault, H. Le Breton (Brest, Rennes, Vannes, Lorient, Saint-Brieuc, Saint-Malo and Quimper, FR)
- Percutaneous coronary intervention for nonagenarian patients with ST-segment elevation myocardial infarction. P160
Y. Mizuguchi, A. Takahashi, S. Hashimoto, T. Yamada, N. Taniguchi, S. Nakajima, T. Hata (Kobe, JP)
- Effect of ivabradine on the infarct size and remodeling in patients with STEMI. P161
A. A. A. S. Eissa (Cairo, EG)
- Smoking impact on in-hospital mortality in ST elevation acute myocardial infarction (STEMI). Does smoking paradox exist? P162
A. Duka, L. Simoni, A. Kristo, E. Zaimi, L. Kresto, I. Sharka, T. Gishto, E. Mile, E. Petrela, I. Balla (Tirana, AL)
- Effect of 1st cigarette smoking on endothelial function (comparative study with ACS chronic ex-smoker). P163
R. Gaber, S. Bayomy, W. Salah (Tanta, EG)
- Leukocytosis in acute myocardial infarction - association with higher platelet count and poor response to acetylsalicylic acid, clopidogrel and thrombin receptor activating peptide. P164
M. Isailovic-Kekovic, P. Kekovic, P. Cvetkovic, T. Kostic, I. Aleksic, M. Rihter (Prokuplje and Nis, RS)
- Lower uric acid blood level in anterior myocardial infarction treated by primary angioplasty is associated with better coronary flow and left ventricular systolic function. P165
D. Sharif, W. Abo-Zaid, A. Sharif-Rasslan, Y. Sharif, U. Rosenschein (Haifa, IL)
- Long-term outcome in young patients with ST-elevation myocardial infarction treated with primary percutaneous coronary intervention. P166
L. Savic, I. Mrdovic, M. Asanin, G. Krljanac, R. Lasica, B. Kastel (Belgrade, RS)
- Hospital outcome of acute hyperglycemia in patients with ST-elevation myocardial infarction. P167
T. Al-Maimoony (Cairo, EG)
- Left main artery as culprit in acute coronary syndrome - presentation and outcome. P168
S. Aguiar Rosa, A.T. Timoteo, M. Nogueira, R. Cruz Ferreira (Lisbon, PT)
- Cardiovascular risk and risk of cardiac arrest: another paradox in acute coronary syndrome. P169
S. Aguiar Rosa, A.T. Timoteo, M. Afonso Nogueira, R. Cruz Ferreira (Lisbon, PT)
- Importance of the metabolic syndrome in patients with acute ST-elevation myocardial infarction. P170
M. Mornar Jelavic, Z. Babic, H. Pintaric (Zagreb, HR)
- Importance of the anthropometric parameters in acute ST-elevation myocardial infarction. P171
M. Mornar Jelavic, Z. Babic, H. Pintaric (Zagreb, HR)
- Admission N-Terminal pro-brain natriuretic peptide predicts poor myocardial perfusion after primary percutaneous coronary intervention for ST-segment-elevation myocardial infarction. P172
I. Eweda, K. Abdel-Dayem, A. El-Sherbiny, M. Dimitry, W. Nammass (Cairo, EG)
- Non ST-elevation myocardial infarction - ACS Previous statin medication as a prognostic marker of coronary artery disease severity in acute coronary syndrome. P173
R. Rodrigues, L. Rassi, C. Sa, S. Goncalves, F. Seixo (Setubal, PT)
- Clinical features, treatment strategies and outcomes in type 2 vs. type 1 myocardial infarction. P174
M. Gomez-Molina, A.A. Lopez-Cuenca, P.J. Flores-Blanco, M.J. Sanchez-Galian, A. Garcia-Narbon, J.I. De Las Heras-Gomez, M. Sanchez-Martinez, E. Guerrero-Perez, M. Valdes, S. Manzano Fernandez (Murcia and Cieza, ES)
- Comparison of antithrombotic therapy and in-hospital outcomes after acute coronary syndrome in patients with and without atrial fibrillation. P175
M. Gomez-Molina, P.J. Flores-Blanco, A.A. Lopez-Cuenca, E. Guerrero-Perez, M. Sanchez-Galian, M. Sanchez-Martinez, F. Cambronero-Sanchez, A. Garcia-Narbon, M. Valdes, S. Manzano Fernandez (Murcia and Cieza, ES)
- Usefulness of CRUSADE risk score for predicting major bleeding based on BARC standardized definition in acute coronary syndromes P176
M. Gomez-Molina, P.J. Flores-Blanco, A.A. Lopez-Cuenca, M. Sanchez-Martinez, M.J. Sanchez-Galian, E. Guerrero-Perez, F. Cambronero-Sanchez, J.I. De Las Heras-Gomez, M. Valdes, S. Manzano Fernandez (Murcia and Cieza, ES)
- Myocardial Infarction in octogenarians: frailty assessments for treatment. P177
A. Hayat, P. Rabase, N. Malik (Stockport, GB)
- Myocardial extracorporeal shock wave therapy seems to really work in refractory angina patients. P178
M.S. Slavich, F.A. Ancona, A.M. Margonato (Milan, IT)
- Acute coronary syndromes in patients with prior myocardial infarction: secondary prevention and outcomes. P179
A. Ramirez Moreno, J.R. Siles Rubio, M. Noureddine, F. Ruiz-Navas, L. Inigo-Garcia, R. Bravo-Marques, J. Munoz-Bellido, E. Zambrano-Medina, A. Milan-Pinilla, A. Valle-Alberca (Estepona and Marbella, ES)

Telemedicine

- Profile of patients with pacemakers in a program of decentralization of pacemaker follow-up visit. Health impact and technical aspects of its implementation. P180
J. J. Ferrer Hita, A. Rodriguez-Gonzalez, R. A. Juarez-Prera, P. Jorge-Perez, F. Bosa-Ojeda, M.J. Garcia-Gonzalez, E. Gonzalez-Cabeza, C. Mendez-Vargas, M. Padilla, I. Lainez-Cerdena (Santa Cruz de Tenerife, ES)
- The use of pacemaker interrogation to identify patients with atrial fibrillation as a means to initiate for stroke prevention. P181
N. Denham, S. Osula (Warrington, GB)
- Usefulness of ECG digital photography and transmission through smartphones in patients with acute coronary syndromes. P182
R. Blanco, A. Garcia Escudero, F. Blanco, J. Gagliardi, J. Szarfer, G. Gigena, F. Albornoz, A. Alonso, S. Affatatto, M. Riccitelli (Buenos Aires, AR)

DVT and pulmonary embolisms

- Renal function at admission as a prognostic marker in patients admitted for pulmonary embolism. P183
S. Almeida, J.P. Neiva, P. Bico, R. Duarte, C. Rabacal (Vila Franca de Xira, PT)
- Acute pulmonary embolism, the value of risk scores and biomarkers on short and long term prognosis. P184
S. Almeida, J.P. Neiva, P. Bico, R. Duarte, C. Rabacal (Vila Franca de Xira, PT)
- Clinical characteristics, risk factors and outcomes of south-east asian patients with acute pulmonary embolism. P185
S.W. Wong, K.H. Mok, Y.M. Wong, D. Foo, H.H. Ho (Singapore, SG)
- Acute pulmonary embolism: comparing prognostic risk scores in patients requiring invasive mechanical ventilation. P186
J. G. Goncalves Pereira, B. Marmelo, L. Abreu, A. Delgado, D. Moreira, H. Antunes, C. Santos, L. Ferreira Dos Santos, A. Albuquerque, J. Oliveira Santos (Viseu, PT)
- Outcomes and clinical characteristics of saddle versus non-saddle central pulmonary embolus: a nested case-control study. P187
P. Whittaker (Detroit, US)
- On the verge of a paradoxical event: a case report. P188
J. Neiva, S. Almeida, R. Duarte, C. Matias, C. Mendonca, C. Rabacal (Vila Franca de Xira, PT)
- The importance of echocardiography in severe pulmonary thromboembolism case report. P189
T. Jakimov, A. Djokovic, N. Ninkovic, S. Hinic, J. Saric, M. Zdravkovic, B. Todoc, M. Cimburovic, T. Vukasin (Belgrade, RS)
- Massive pulmonary embolism in cardiac transplant bearer treated with percutaneous thrombectomy. P190
M.E. Vazquez-Alvarez, E. Gutierrez-Ibanes, M. Juarez-Fernandez, T. Mombiola, E. Zatarain Nicolas, R. Sanz-Ruiz, F. Sarnago-Cebada, J. Elizaga, R. Yotti-Alvarez, F. Fernandez-Aviles (Madrid, ES)

Valvular heart disease

- Incidence, predictive factors and impact of delirium after transcatheter aortic valve implantation. P191
M. Abawi (Utrecht, NL)
- Different responses of the myocardium by layer following transcatheter aortic valve replacement in severe aortic stenosis patients. P192
H. J. Kim, S. P. Lee, C. S. Park, J. B. Park, Y. J. Kim, H. K. Kim, B. K. Koo, H. S. Kim, D. W. Sohn (Goyangsi and Seoul, KR)
- Low-flow, low-gradient severe aortic stenosis with or without reduced ejection fraction - long-term outcomes after transcatheter aortic valve implantation. P193
A. Scibisz, Z. Huczek, R. Wilimski, J. Kochman, P. Scislo, R. Kowalik, B. Rymuza, P. Stanecka, K.J. Filipiak, G. Opolski (Warsaw, PL)
- The projected aortic valve area differentiates between moderate aortic stenosis with depressed ejection fraction and severe aortic stenosis with depressed ejection fraction. P194
R. Ferreira, J. Ferreira, S. Lazaro Mendes, R. Martins, S. Monteiro, M. Pego (Coimbra, PT)
- Introduction: patients with severe aortic stenosis (as) and severely reduced left ventricular (lv) ejection fraction represents the most controversial and challenging subset. dobutamine stress echocar. P195
R. Ferreira, S. Lazaro Mendes, J. Ferreira, R. Martins, S. Monteiro, M. Pego (Coimbra, PT)
- Clinical importance and prognostic implications of thrombocytopenia after transcatheter aortic valve implantation - reliminary observations. P196
A. Tycinska, B. Sobkowicz, M. Frank, P. Kralisz, E. Waszkiewicz, W.J. Musial, S. Dobrzycki, T. Hirnle (Bialystok, PL)
- Study of clinical, echocardiographic and haemodynamic profile of patients with mitral stenosis undergoing percutaneous transvenous mitral commissurotomy. P197
M.T. Rahman (DHAKA, BD)
- Prosthetic valve thrombosis: still a severe disease? 10-years experience in a university hospital. P198
O. De Diego Soler, X. Armario Bel, C. Garcia-Garcia, E. Ferrer Sistach, F. Rueda Sobella, T. Oliveras Vila, C. Labata Salvador, J. Serra Flores, J. Lopez-Ayerbe, A. Bayes-Genis (Badalona (Barcelona), ES)

Saturday 17 October 2015

AFTERNOON POSTERS

13:30 - 18:00 POSTER SESSION 2

Poster Area

Atrial fibrillation

- Does SAME-TT2R2 score predict time in therapeutic range of international normalized ratio in atrial fibrillation patients taking vitamin K-antagonists after an acute decompensated heart failure? P199
M. Gomez-Molina, J.M. Andreu-Cayuelas, C.M. Puche, A. Mateo-Martinez, P.J. Flores-Blanco, A.A. Lopez-Cuenca, J.C. Bonaque-Gonzalez, S. Montalban-Larrea, M. Valdes, S. Manzano Fernandez (Murcia, Cieza and Cartagena, ES)
- The relationship between heart rate variability and the frequency of paroxysmal atrial fibrillation. P200
S. Grigoryan, Y. Makaryan (Yerevan, AM)
- Association between inflammation markers, recurrence of atrial fibrillation after successful cardioversion and outcome of advanced heart failure. P201
S. Grigoryan, L. Hazarapetyan, A. Stepatyan (Yerevan, AM)
- Female gender predicts development of atrial fibrillation after a stroke or transient ischaemic attack. P202
A. Ramirez Moreno, J.R. Siles Rubio, F. Ruiz-Navas, E. Zambrano-Medina, M. Noureddine, A. Milan-Pinilla, R. Bravo-Marques, A. Valle-Alberca, L. Inigo-Garcia, J. Munoz-Bellido (Estepona and Marbella, ES)
- Analysis of parameters of EuroQoL 5D-5L to assess the quality of life in patients with Permanent atrial fibrillation. P203
C. James, S. Tisheva, K. Gospodinov, D. Gaidarova, N. Stancheva, S. Ohri, D. Yakova, M. Hristov, T. Chakalova, S. Jose (Pleven, BG; Kolenchery, IN)
- Risk factors associated with atrial fibrillation in adults diagnosed under the age of 60-a systematic review. P204
G. Iskandarani, E. Ehsan Khan, M. O. Lau-Walker (London, GB)
- The usefulness of the area and flow velocities of the left atrial appendage for the prediction of atrial fibrillation relapse. P205
P. G. Dinis, A.C. Faustino, L. Paiva, M.C. Cachulo, L. Goncalves (Coimbra, PT)
- Individualized protocol for cardioversion in patients with atrial fibrillation. P206
N. Gotcheva, E. Trendafilova, E. Dimitrova, V. Krasteva, A. Alexandrov, E. Kostova, H. Yordanova (Sofia, BG)
- Impact of new-onset atrial fibrillation in ST-segment elevation myocardial infarction. P207
P. Magalhaes, S. Leao, F. Cordeiro, P. Mateus, S. Carvalho, J.I. Moreira (Vila Real, PT)
- Galectin-3 as a predictor of new-onset atrial fibrillation after acute coronary syndrome in patients with type 2 diabetes mellitus. P208
Y. Shaposhnikova, I. Ilchenko, L. Bobronnikova (Kharkiv, UA)

Basic science - translational research

- Growth differentiation factor 15 and n-terminal pro-b-type natriuretic peptide in the development of cardiorenal syndrome in patients with acute coronary syndrome. P209
I.R. Vyshnevska, M.P. Kopytsya, O.V. Petyunina, O.M. Abolmasov, N.V. Tytarenko, N.V. Bila, A.J. Yukhnovskiy (Kharkiv, UA)
- Detailed study of amyloid protein components in mdx mice, an experimental model of Duchenne muscular dystrophy. P210
A. Goodkova, E.N. Semernin, A.N. Krutikov, M.M. Shavlovsky, D. Korzhevskii, B.L. Milman, E.V.,. Kaminskaya, E.V. Mikhailova, E.V. Shlyakhto, V.M. Mikhailov (Saint Petersburg, Saint Petersburg and St. Petersburg, RU)
- Impaired antioxidant high-density lipoprotein function predicts poor outcome in critically ill patients. P211
L. Schrutka, K. Distelmaier, B. Meyer, R. Wurm, G. Heinz, R. Pacher, I.M. Lang, M. Huelsmann (Vienna, AT)
- Coronary heart disease and genetic polymorphisms. clinical, angiographic, procedure technique and long-term follow-up evaluation post percutaneous coronary intervention. major events and restenosis. P212
I. P. Borges, E.C.S. Peixoto, R. Andrade, R.T.S. Peixoto, R.T.S. Peixoto (Rio de Janeiro, BR)
- Serum of critically ill patients induces p53 dependent apoptosis in mononuclear cells. P213
P. J. Hohensinner, K.A. Krychtiuk, G. Maurer, K. Huber, G. Heinz, J. Wojta, W.S. Speidl (Vienna, AT)

Biomarkers

- Role of renal impairment markers in the modification of the grace ACS risk score 2.0 in patients with st-segment elevation myocardial infarction. P214
V. Kashtalap, M.V. Zykov (Kemerovo, RU)
- Association between brain natriuretic peptide levels in women and men with myocardial infarction. P215
E. Tavlyeva, A. Alekseenko (Kemerovo, RU)
- Impact age and sex in patients with ST segment elevation myocardial infarction on brain natriuretic peptide levels. P216
E. Tavlyeva, O. Barbarash (Kemerovo, RU)
- Levels of high sensitive troponin T in stable patients before diagnostic angiography. P217
J. Danek, T. Hnatek, M. Maly, J. Skvaril, M. Cernohous, P. Sedlon, M. Hajsl, M. Zavoral (Prague, CZ)

- Factors affecting the troponin I elevation after pacemaker implantation. P218
T. Hnatek, M. Taborsky, M. Maly, L. Kamenik, S. Littnerova, P. Sedlon, J. Luxova, M. Fiserova, J. Danek, M. Zavoral (Prague, Olomouc and Brno, CZ)
- miR-1, miR-21 and galectin-3 in symptomatic heart failure patients with left ventricle dilatation. P219
M. Tomaniak, G. Sygitowicz, K.J. Filipiak, O. Blaszczyk, L. Koltowski, A. Gasecka, J. Kochanowski, D. Sitkiewicz (Warsaw, PL)
- Diagnostic performance of high-sensitive troponin T in octogenarian patients with renal insufficiency. P220
K. Minami, M. Kurobe, T. Tozawa, S. Muto, S. Furudono, H. Suenaga, T. Nunohiro, S. Takeshita, H. Nakashima, K. Maemura (Nagasaki and Nagasaki, JP)
- Evaluation of biomarkers for prognosis in patients with acute coronary syndrome. P221
I.R. Vyshnevskaya, M.P. Kopytsya, N.V. Bila, O.V. Petyunina, O.L. Oparin, L.L. Peteneva, O.J. Yukhnovskiy (Kharkiv, UA)
- Bleeding, Treatment of Anticoagulation strategies in patients with ST-segment elevation myocardial infarction. P222
Bivalirudin or unfractionated heparin plus glycoprotein IIb/IIIa inhibitors?
M. T. Lopez Lluva, A. Jurado Romen, I. Sanchez Perez, F. Lozano Ruiz Poveda, N. Pinilla Echeverri, M. Marina Breyse, A. Moreno Arciniegas, J. Piqueras Flores (Ciudad Real, ES)
- Impact of major bleeding on mortality and its causes in patients with acute coronary syndrome. P223
A. Garay Melero, A. Ariza Sole, J.C. Sanchez Salado, V. Lorente Tordera, G. Muntane Carol, V. Leon Diaz, R. Sanchez Prieto, I. Buera Surribas, A. Cequier Fillat (Barcelona, ES)
- Clinical Pharmacology and pharmacotherapy. The impact of spiro lactone therapy on recurrence and atrial structural remodeling in patients with paroxysmal atrial fibrillation. P224
S. Grigoryan, L. Hazarapetyan (Yerevan, AM)
- Detection of clopidogrel resistance using ADP induced aggregometry with specific inhibitor PGE1. P225
M. Hutyra, L. Slavik, J. Ulehlova, V. Krcova, J. Galuszka, J. Precek, O. Moravec, A. Hlusi, T. Skala, M. Taborsky (Olomouc, CZ)
- Adjunctive use of GP IIb/IIIa receptor inhibitors in ST-elevation myocardial infarction patients after cardiopulmonary resuscitation. P226
V. Kanic, M. Vollrath, M. Penko, Z. Kanic, A. Lobnik, A. Markota, A. Sinkovic (Maribor, SI; Leipzig, DE)
- Cardiac effects of glucagon-like peptide 1 with chitosan-based scaffold after inducing myocardial infarction in canines. P227
S. Zeraatian, A. Salehiomran, R. Mehdiavaz Aghdam, S.H. Ahmadi Tafti, S.R. Ghiasi, N. Kiaee, S. Rabbani, A. Ghiasedin, H. Tabesh, S.M. Ahmadi Tafti (Tehran, IR)
- Real-world insights on the initiation practices and treatment duration of oral antiplatelets in patients with acute coronary syndrome in Belgium. P228
M.J. Claeys, C. Beauloye, S. Pourbaix, U. Hillaert, H. Vandenberghe, P. Sinnaeve (Antwerp, Brussels, Liege and Leuven, BE)
- Device therapy**
- Device interrogation parameters that should raise suspicion for right ventricular lead perforation: case series. P229
M. Golian, A. Khadem (Winnipeg, CA)
- Large thrombus formation after left atrial appendage closure using Amplatzer cardiac plug device. P230
A.I. Azevedo, L. Santos, J. Ribeiro, A. Dias, V. Gama Ribeiro (Porto, PT)
- Electrocardiographic predictors for long term cardiac pacing dependency after trans-catheter aortic valve implantation. P231
R. Alcalai, G.P. Perlman, S. Mizrachi, H. Danenberg (Jerusalem, IL)
- Successful rescue of a young patient with idiopathic ventricular fibrillation: a case report. P232
T. Kanaya, T. Ueno, H. Ozawa, M. Taira, T. Toda, T. Kuratani, Y. Sawa (Osaka, JP)
- Predictors of intra-hospital major complications associated with the use of intra-aortic balloon pump. P233
M. Passos Silva, E. Matos Vilela, J. Mancio Silva, A.I. Azevedo, R. Lima, A. Dias, L. Santos, D. Caeiro, V. Gama Ribeiro (Vila Nova de Gaia and Viana do Castelo, PT)
- Intraaortic balloon pump remains a safe and effective therapy for patients in cardiogenic shock from different causes. P234
J. Nuche Berenguer, R. Martin-Asenjo, J.J. Parra Fuertes, C. Iborra Cuevas, L. Dominguez Perez, A. Roldan Sevilla, I. Montilla Padilla, E. Renes Carreno, F. Arribas Ynsaurriaga (Madrid, ES)
- Possible contribution of mechanical forces generated by ventricular assist devices to modulations of the endothelial glycocalyx. P235
P.P. Wadowski, C. Schoergenhofer, B. Jilma, D. Zimpfer, A. Felli, P. Opfermann, B. Steinlechner (Vienna, AT)
- Global management of classic and new oral anticoagulants in patients undergoing replacement or implant or cardiac pacing devices. P236
J. J. Ferrer Hita, A. Rodriguez Gonzalez, R.A. Juarez Prera, P. Jorge Perez, M. J. Garcia Gonzalez, E. Gonzalez Cabeza, C. Mendez Vargas, I. Laynez Cerdana, F. Bosa Ojeda, A. LaraPadron (Santa Cruz de Tenerife, ES)

Diabetic heart disease

- The positive effect of aerobic exercise in diabetic patients with heart failure. P237
A. Sianni, I. Matsoukis, A. Ganotopoulou, P. Krezias, P. Paraskevas, E. Ntoli, I. Kourabie, N. Tsvilis, L. Skorda, I. Liouris (Athens and Piraeus, GR)
- Impact of admission plasma glucose level and diabetes status on myocardial perfusion in st-segment elevation myocardial infarction patients. P238
D. Zanna, M. Pepe, V. Paradies, F. Masi, A. Cafaro, F. Resta, P. Terlizese, M. Pinto, D. ~ Quagliara, S. Favale (Bari, IT)
- Results of percutaneous coronary intervention with sequent please paclitaxel eluting balloon catheter in diabetic patients at a very long-term follow-up. P239
I. Sanchez Perez, A. Jurado Romen, F. Lozano RuizPoveda, M.T. Lopez Lluva, A. Moreno Arciniegas, M. Marina Breyse, J. Piqueras Flores, N. Pinilla Echeverri (Ciudad Real, ES)
- Acute coronary syndrome in patients with diabetes mellitus characteristics of this population and mortality predictors at one year followup. P240
J.P. Moura Guedes, J. Amado, D. Carvalho, D. Bento, J. Chin, N. Marques, W. Santos, J. Mimoso, V. Brandao, I. De Jesus (Faro, PT)
- The role of diabetes mellitus in nonischemic dilated cardiomyopathy: does it make any difference when compared to nondiabetic patients? P241
N. Rojo Prieto, M.G. Ascencio Lemus, L. Garcia Bueno, M. Pinedo Gago, I. Iglesias Garriz, F. Fernandez-Vazquez (Leon, ES)
- The effects of hypoxia and work intensity on cardiovascular and immune responses in patients with type 1 diabetes mellitus. P242
A.H. Zebrowska, A. KochanskaDziurawicz, B. Gluchowska (Katowice and Sosnowic, PL)

Hypertension

- Blood pressure control and risk profile of an urban population. P243
R. Rodrigues, L. Rassi, S. Goncalves, I. Cuco, A.L. Lourenco, Q. Rato, L. Soares (Setubal, PT)
- Effect of Sad Text on Blood Pressure. P244
S. Oguz, B. Bayrak Ozarslan, A. Genc, G. Camci (Istanbul, TR)
- Cardiovascular complications in patients with pheochromocytoma. P245
V. Chioncel, C. Andrei, L. Axente, C. Sinescu (Bucharest, RO)
- MiR-1, miR-21 and galectin-3 in hypertensive patients with symptomatic ischaemic heart failure and left ventricle hypertrophy. P246
M. Tomaniak, G. Sygitowicz, K.J. Filipiak, O. Blaszczyk, L. Koltowski, D. Puchta, K. Malesa, J. Kochanowski, D. Sitkiewicz (Warsaw, PL)
- Association study between some renin angiotensin polymorphisms and essential hypertension in a sample of Algerian population: case control study. P247
A. Amrani, M.B. Baba Hamed, F. Mesli Taleb Bendiab (Oran, DZ)
- Oxidative stress induced mitochondrial dysfunctions in kidney and heart of uninephrectomized deoxy-corticosterone acetate-salt-induced hypertensive rats. P248
K. Al-Numair, C. Veeramani, G. Chandramohan, A. Mohammed Alsaif, K.V. Pugalendi (Riyadh, SA; Annamalainagar, Chidambaram, Tamilnadu, IN)
- Antihyperlipidemic effect of Melothria maderaspatana leaf extracts on DOCA-salt induced hypertensive rats. P249
S. Khalid Al-Numair, C. Veeramani, G. Chandramohan, A. Mohammed Alsaif, K.V. Pugalendi (Riyadh, SA; Annamalainagar, Chidambaram, Tamilnadu, IN)
- New experiences with music therapy in hypertensive patients with acute myocardial infarction after previous coronary artery bypass surgery. P250
P. Mitrovic, B. Stefanovic, A. Paladin, M. Radovanovic, N. Radovanovic, D. Rajic, G. Matic, A. Novakovic, N. Mijic, Z. Vasiljevic (Belgrade, RS)
- Influence of hypertension in a stroke unit: results from a single center. P251
R. Costa Rodrigues, A. Correia, A. Spinola, M. Neto, M.G. Serrao, S. Gomes, T. Faria, R. Freitas, M. Brazao, D. Pereira (Funchal, PT)
- The value of contrast-enhanced ultrasound assessment of renal microvascular perfusion damage in essential arterial hypertension. P252
L. Albusoiu, M. Budau, A. Campeanu, I.T. Nanea (Bucharest, RO)

Interventional Cardiology

- Actually bleeding has been reduced after percutaneous closure of the left atrial appendage? P253
M. Sanchez-Martinez, A. Barradas-Pires, V. Agudelo Montanez, J. Garcia De Lara, F. Marin, M. Quintana Giner, E. Pinar Bermudez, G. De La Morena Valenzuela, M. Valdes Chavarri (Murcia and Barcelona, ES)
- Rescue ptca after thrombolisation. P254
M.A.N.O.J. Chopda (Nasik, IN)
- Primary angioplasty - prognostic impact of vascular access crossover. P255
R. Rodrigues, L. Rassi, C. Sa, T. Duarte, A. Marinheiro, F. Seixo, R. Santos, L. Soares (Setubal, PT)
- Predictors of "Reverse Remodeling" in patients with percutaneous closure of atrial septal defects. P256
P. G. Dinis, A.C. Faustino, L. Paiva, M. Costa, M.C. Cachulo, L. Goncalves (Coimbra, PT)
- Cardiac catheterisation findings and outcomes in survivors of out-of-hospital cardiac arrests. P257
M. Mohamed, S. George, P. F. Ludman, J. N. Townend, P. A. Calvert, S. N. Doshi, S. Q. Khan (Birmingham, GB)
- Emergency balloon aortic valvuloplasty: a single centre experience. P258
L. A. Ferri, G. Tiberti, I. Pera, E. Cantu, A. Farina, S. Savonitto, A. Gamba, L. Piatti (Lecco, IT)
- Percutaneous closure of the left atrial appendage: six-year clinical outcome. P259
M. Sanchez Martinez, F. Marin, J. Garcia De Lara, M. Quintana Giner, A. Mateo Martinez, E. Pinar Bermudez, G. De La Morena Valenzuela, M. Valdes-Chavarri (Murcia, ES)

Non invasive imaging - Echocardiography, CMR, CT and Nuclear Techniques

- Right ventricular function assessment in single lad lesion patients using strain and strain rate imaging. P260
R. Gaber, N.E.S.R.E.N. Kotb (Tanta, EG)
- LV noncompaction and LV trabeculation: are these conditions the links in a chain? P261
O. Dzhioeva, V. Meshalkina, I. Zakharova, O. Sertakova, G. Rodoman, G. Gendlin, A. Melekhov (Moscow, RU)
- Is aortic valve resistance different in patients with severe aortic stenosis and left ventricular fraction below 40% with low or high gradient? P262
R. Ferreira, S. Lazaro Mendes, J. Ferreira, R. Martins, S. Monteiro, M. Pego (Coimbra, PT)
- Transesophageal Echocardiography Probe Insertion Time Differences in the Unsedated Patients with Heart Disease Based on Modified Mallampati Classification. P263
J. Khongkaew, D. Sahasthas, T. Potat, P. Thammawirat (Khon Kaen, TH)
- Refractory angina: the efficacy of cardiac shock wave therapy. P264
G. Alunni, M. Giorgi, E. Pelloni, C. Calcagnile, L. Biava, M. Marchetti, A. Deberardinis, S. Marra (Turin, IT)
- Benefit of computed tomography coronary angiography (CTCA) in screening asymptomatic adults with familial hypercholesterolemia for coronary artery disease. P265
F. Shahid, M. Jordan, J. O'neill, R. Gingell, Y.P. Teoh, M. Elias, R. Thaman (Wrexham, GB)

Risk Stratification

- Risk prediction in patients with acute coronary syndrome: the GRACE and TIMI versus the new revised GRACE version and EPICOR. P267
J.L. Martins, R. Ferreira, T. Adrega, J. Viana, J. Santos (Aveiro, PT)
- The HEART score: A powerful tool predicting morbidity and mortality in acute coronary syndrome patients? P268
J.L. Martins, R. Ferreira, T. Adrega, J. Viana, J. Santos (Aveiro, PT)
- Bleeding risk predictors in an elderly acs population treated with pci and bioactive-TiNo stent implantation. P269
D. Formigli, R.M. Bianchi, S. Capobianco, S. Prizio, A. Intorcia, F. Moscato, V. Franco, M. Cappelli Bigazzi, P. Calabro', M. Scherillo (Benevento and Naples, IT)
- Differences in clinical presentation of survivors from acute myocardial infarction who died before and after 90 days following discharge from the index MI (analysis from PL-ACS registry). P270
M. Gierlotka, M. Hawranek, M. Gasior, M. Tajstra, L. Pyka, A. Kazik, D. Olszowski, A. Lekston, M. Zembala, L. Polonski (Zabrze, PL)
- Gender difference in risk factors of in-hospital death among patients with myocardial infarction. P271
I. A. Leonova, N. Tretyakova, N. Trostyanskaya, S. Boldueva (St-Petersburg, RU)
- The carriage of the G allele at position 319 of the gene ABCA1 in women with coronary artery disease in young and middle-aged can prevent myocardial infarction. P272
I. A. Leonova, V. Feoktistova, O. Sirotkina, S. Boldueva, T. Vavilova, L. Gaykovaya (St-Petersburg, RU)
- Risk factors and in-hospital clinical course of acute myocardial infarction in women of durres district. P273
E. Zera, F.V. Flavia Duma, M.L. Mimoza Lezha (Durres and Tirana, AL)
- Impact of smoking on the in hospital outcomes in patients with acute myocardial infarction in durres population. P274
E. Zera, S.V. Sonela Xinxo, M.L. Mimoza Lezha (Durres and Tirana, AL)

Prognostic value of the ST-segment deviation score in patients with suspected acute myocardial infarction. P275
K. Grimm, R. Twerenbold, K. Wildi, C. Puelacher, T. Nestelberger, J. Boeddinghaus, M. Rubini Gimenez, T. Reichlin, R. Abaecherli, C. Mueller (Basel and Baar, CH)

Usefulness of a metabolic score in risk stratification of patients with acute coronary syndrome. P276
A. T. Timoteo, T. P. Silva, A. V. Monteiro, P. P. Teixeira, R. Carvalho, M. L. Ferreira, R. C. Ferreira (Lisbon, PT)

ST-elevation myocardial infarction - ACS

The role of psychosomatic factors and hypodynamia in the development of acute myocardial infarction in middle and old age men and women. P277
I. Zheltova, I.A. Sukmanova (Barnaul, RU)

Thrombolysis of selected elderly patients with STEMI who present early to a non-PCI capable hospital is non-inferior for survival to transfer PCI. P278
J. G. Murphy, R.S. Wright, G.W. Barsness, J. Herrmann, R.J. Lennon, J.L. Holmen, G.S. Sandhu (Rochester, US)

Audit of STEMI management and outcomes in patients aged over 85 years. P279
A. Wood (Leicester, GB)

Blood glucose control in ACS patients treated with Vildagliptin vs. standard treatment. P280
Idit Dobrecky-Mery, Adir Somer, Zaid Gassan, Ghanayim Mustafa, Uri Rosenschein Cardiology department, Bnai-Z I. Dobrecky-Mery, G. Zaid, M. Ghanayim, U. Rosenschein (Haifa, IL)

Renal safety among ACS patients under treatment with Galvus (Vidagliptin). P281
I. Dobrecky-Mery, A. Somer, M. Hammoud, E. Radziszhevsky, E. Rivlin, N. Goldberg, U. Rosenschein (Haifa, IL)

Radial versus femoral approach in diabetic patients with ST elevation myocardial infarction submitted to primary angioplasty: data from a national registry. P282
M.A. Nogueira, A.T. Timoteo, S.A. Rosa, R. Cruz Ferreira (Lisbon, PT)

Chronic kidney disease: does it change acute myocardial infarction clinical presentation? P283
M. Madeira, F. Caetano, I. Almeida, M. Costa, L. Goncalves (Coimbra, PT)

Prognostic value of body mass index in patients with st-segment elevation myocardial infarction. is the obesity paradox real? P284
M. T. Lopez Lluva, A. Jurado Romen, F. Lozano Ruiz Poveda, I. Sanchez Perez, V. Hernandez Jimenez, M. Marina Breyssse, N. Pinilla Echeverri, A. Moreno Arciniegas (Ciudad Real, ES)

Effect of pre-hospital identification of STEMI diagnosis by ambulance system on time lines of STEMI care in primary PCI hospitals. P285
H. Schuehlen, B. Maier, W. Rutsch, M. Stockburger, S. Behrens, G. Plock, S. Poloczek, R. Schoeller, H. Theres (Berlin and Nauen, DE)

Pre-hospital and hospital delay in patients with acute st elevation myocardial infarction in a tertiary care center. P286
G. Youssef, H.S. Al Taaban, H.H. Kassem, H.H. Rizk, O.A. Ameen (Cairo and Beni-Suef, EG)

Clinical presentation, management and outcome of st-elevation myocardial infarction in Peru. P287
D. Espinoza, C.P. Rebaza, O. Araoz, J. Espinoza, C.M. Pereda, A. Mantilla (Lima, PE)

Prognostic significance of transaminases after acute ST-elevation myocardial infarction: Insights from a cardiac magnetic resonance study. P288
S. Reinstadler, H.J. Feistritz, G. Klug, A. Mayr, J. Mair, W.M. Franz, B. Metzler (Innsbruck, AT)

Left atrium enlargement predicts poor outcomes after ST-elevation acute coronary syndrome. P289
S. Leao, F. Cordeiro, P. Magalhaes, M. Moz, J. Trigo, P. Mateus, P. Fontes, I. Moreira (Vila Real, PT)

Mean platelet volume as a risk factor for death, re-infarction, and heart failure in acute ST segment elevation myocardial infarction. P290
J.R. Delgado, M.X. Gordillo, C.P. Rebaza, C.M. Pereda, D. Espinoza (Lima, PE)

Residual SYNTAX score after PCI in latecomers with STEMI. P291
O. Makarycheva, E. Konovalova, Y. Lukianova, V. Manchurov, A. Shpektor, E. Vasilieva (Moscow, RU)

The results of regional STEMI network: does in-hospital mortality reflect the effect in clinical practice? P292
O.M. Posnenkova, D.V. Duplyakov, A.R. Kiselev, S.M. Khokhlunov (Saratov and Samara, RU)


Reperfusion time five years after the onset of STEMI-Code. Have we improved? P293
O. Merono Duenas, L.R.G. Lluís Recasens, N.R.B. Nuria Ribas, C.G.G. Cosme Garcia-Garcia, N.S. Neus Salvatella, H.T. Helena Tizon, D.B. Deva Bas, P.P. Paula Poveda, A.F. Andres Fernandez, J.M. Julio Marti (Barcelona, ES)

ST-segment elevation myocardial infarction in patients under 45 years. Is it a different entity? P294
M. T. Lopez Lluva, I. Sanchez Perez, F. Lozano Ruiz Poveda, A. Jurado Romen, N. Pinilla Echeverri, M. Marina Breyssse, A. Moreno Arciniegas, J. Piqueras Flores (Ciudad Real, ES)

- Non ST-elevation myocardial infarction - ACS ST-segment and T-wave changes among patients with non-ST elevation myocardial infarction and severe 3 vessel CAD on coronary angiogram. P295
K. Ikeda, H.B. Calleja (Quezon City, PH)
- ST-segment deviation score as a diagnostic tool in the early diagnosis of acute myocardial infarction. P296
K. Grimm, R. Twerenbold, K. Wildi, C. Puelacher, T. Nestelberger, J. Boeddinghaus, M. Rubini Gimenez, T. Reichlin, R. Abaecherli, C. Mueller (Basel and Baar, CH)
- Pre-hospital and hospital delay in patients with non-st elevation myocardial infarction/unstable angina in a tertiary care center. P297
G. Youssef, H.S. Al Taaban, H.H. Kassem, H.H. Rizk, O.A. Ameen (Cairo and BeniSuef, EG)
- Invasive management and long-term survival according to age in patients with non-ST elevation myocardial infarction. P298
K.M. Kvakkestad, J. Eritsland, E. Fossum, S. Halvorsen (Oslo, NO)
- Persistent chest pain despite initial therapy adds important information in the assessment of patients with suspected acute myocardial infarction and left bundle branch block. P299
A. Santos-Ortega, J.G. Acosta-Velez, J. Figueras-Bellot, R.M. Lidon-Corbi, A. Sambola-Ayala, J. Baneras-Rius, D. Garcia-Dorado, J.A. Barrabes-Riu (Barcelona, ES)
- Decision making in acute coronary syndromes - an audit of inter-operator variability and usage of the multidisciplinary team in a busy district general hospital. P300
L.A.E. Brown, E. Onwordi, M. Connaughton, A. Dana, H. Griffiths, P.C. Strike, A.R. Hobson (Portsmouth, GB)
- Major bleeding predictors and complications in patients with acute coronary syndromes. P301
J. M. Amado, D. Bento, D. Silva, J. Guedes, N. Marques, W. Santos, P. Gago, J. Mimoso, I. Jesus (Faro, PT)
- Acute coronary syndrome in patients with diabetes mellitus. population characterization and one year mortality predictors. P302
J. M. Amado, D. Bento, D. Silva, J. Guedes, N. Marques, W. Santos, P. Gago, J. Mimoso, I. Jesus (Faro, PT)
- Sudden death / resuscitation**
- A complex and rare syndrome causing cardiac arrest: systemic capillary leak syndrome. P303
A. Pratesi, F. Orso, S. Fumagalli, F. Sgrilli, I. Fiordelli, I. Giannini, G. Mannarino, F. Tarantini, N. Marchionni, P. Valoti (Florence, IT)
- Mechanical chest compression devices do not seem to improve outcome after out-of hospital cardiac arrest. P304
P. Sulzgruber, S. Zeiner, M. Poppe, P. Datler, M. Keferboeck, E. Lobmeyr, R. Van Tulder, A. Buchinger, F. Sterz (Vienna, AT)
- Disagreement in the criteria for implantation of cardioverter-defibrillator for the prevention of sudden death in patients with hypertrophic cardiomyopathy. P305
R. Rodrigues, A.M. Ferreira, H. Marques, P. Goncalves, N. Cardim (Setubal and Lisbon, PT)
- A non-invasive variant of preventing sudden death in patients after myocardial infarction using a bio-feedback method. P306
I. A. Leonova, I. Yarmosh, S. Boldueva, N. Suvorov (St-Petersburg, RU)
- Initial predictors of survival in out-of-hospital cardiac arrest with return of spontaneous circulation. P307
K. Ablasser, A. Lecher, D. Lewinski, F. Fruhwald (Graz, AT)
- Female sex is not associated with worse resuscitation rates after out-of-hospital cardiac arrest. P308
M. Winther-Jensen, H. Soholm, J. Kjaergaard, J. Bro-Jeppesen, J.H. Thomsen, F.K. Lippert, L. Kober, M. Wanscher, C. Hassager (Copenhagen and Capital Region of Denmark, DK)
- Coronary angiographies and percutaneous coronary interventions are performed less often in women than men after out-of-hospital cardiac arrest. P309
M. Winther-Jensen, H. Soholm, C. Hassager, J. Bro-Jeppesen, J.H. Thomsen, F.K. Lippert, L. Kober, M. Wanscher, J. Kjaergaard (Copenhagen and Capital Region of Denmark, DK)
- Comorbidity index and mortality in comatose survivors of out-of-hospital-cardiac arrest (OHCA): Implications for target temperature management at 33 or 36 C. P310
M. Winther-Jensen, H. Soholm, N. Nielsen, J. Kjaergaard, J. Hartvig Thomsen, T. Pellis, M. Frydland, M. Wanscher, T. Cronberg, C. Hassager (Copenhagen, DK; Helsingborg and Lund, SE; Pordenone, IT)
- Syncope**
- A rare cause of recurrent syncope. P311
A.I. Azevedo, A. Dias, M. Teixeira, V. Gama Ribeiro (Porto, PT)
- Reversal of various reflex syncope in patients by voluntary sniffs or gasps. P312
M. Bavolarova, Z. Tomori, A. Brandeburova, V. Donic (Kosice, SK)

Sunday 18 October 2015

MORNING SESSIONS



08:30 - 10:00 DEBATE SESSION

Zeremoniensaal

OPTIMAL CHOICE AND TIMING OF ANTITHROMBOTIC THERAPY IN ACS

This session is supported with an unrestricted educational grant from The Medicines Company

Chairpersons: **K. Huber (Vienna, AT); J. A. C. Morais (Leiria, PT)**

08:30	All patients with ACS should receive their loading P2Y12 inhibitor at first medical contact: PRO. H. Bueno (Madrid, ES)	313
08:52	All patients with ACS should receive their loading P2Y12 inhibitor at first medical contact: CONTRA. C. Held (Uppsala, SE)	314
09:15	All patients with STEMI should receive bivalirudin at first medical contact: PRO. U. Zeymer (Ludwigshafen, DE)	315
09:37	All patients with STEMI should receive bivalirudin at first medical contact: CONTRA. H. Schuehlen (Berlin, DE)	316

08:30 - 10:00 HOW-TO SESSION

Prinz Eugen Saal

DIAGNOSTIC TOOLS IN THE MANAGEMENT OF ACUTE HEART FAILURE

Chairpersons: **G. Keren (Tel Aviv, IL); V. Gasparovic (Zagreb, HR)**

08:30	Natriuretic peptides. J. Mair (Innsbruck, AT)	317
08:52	Echocardiography and lung ultrasound. L. Gargani (Pisa, IT)	318
09:15	Is there still a role for invasive monitoring? E. A. Lopez De Sa Y Areses (Madrid, ES)	319
09:37	Non invasive hemodynamic monitoring. J. G. F. Cleland (London, GB)	320

08:30 - 10:00 SYMPOSIUM

Rittersaal

IS THERE A ROLE FOR PLATELET REACTIVITY TESTING IN PATIENTS WITH CAD TREATED WITH P2Y12 INHIBITORS?

Chairpersons: **S. D. Kristensen (Aarhus, DK); F. Schiele (Besancon, FR)**

08:30	Testing platelet reactivity in patients undergoing PCI to predict stent thrombosis: for whom? L. Bonello (Marseille, FR)	321
08:52	Testing platelet reactivity in patients undergoing PCI to predict bleeding: for whom? D. Sibbing (Munich, DE)	322
09:15	Testing platelet reactivity in patients planned for CABG to optimize the timing of surgery. E. Mahla (Graz, AT)	323
09:37	Testing for reticulated immature platelets as a marker of thrombotic risk. E. Lev (Ramat Hasharon, IL)	324

08:30 - 10:00 HOW-TO SESSION

Gartensaal

UPDATE IN CARDIAC SHOCK

Chairpersons: **J. Poess (Luebeck, DE); M. Lettino (Milan, IT)**



Learn about the pathophysiology, pharmacologic and interventional treatment of cardiogenic shock as well as about mechanical assist devices.

08:30	Pathophysiology and multiorgan dysfunction, role of microcirculation. I. M. Lang (Vienna, AT)	325
08:52	Pharmacologic treatment, choice of catecholamines. I.C.C. van der Horst (Groningen, NL)	326
09:15	Mechanical assist devices. S. Price (London, GB)	327
09:37	Revascularisation: multi-vessel vs. culprit lesion. H. Thiele (Luebeck, DE)	328

10:30 - 12:00 MEET THE EXPERTS

Zeremoniensaal

DEVELOPMENTS IN NON-STEMI

This session is supported with an unrestricted educational grant from Thermo Fisher Scientific

Chairpersons: **H. Bueno (Madrid, ES); H. Schuehlen (Berlin, DE)**

10:30	Risk assessment. F. Schiele (Besancon, FR)	329
10:52	Guidelines update. M. Roffi (Geneva, CH)	330
11:15	Biomarkers other than troponin: role of copeptin. M. Moeckel (Berlin, DE)	331
11:37	Chest pain units. R. Beigel (Ramat Gan, IL)	332

10:30 - 12:00 SYMPOSIUM

Prinz Eugen Saal

ORGAN DYSFUNCTION IN ACUTE HEART FAILURE



Joint session with the Heart Failure Association (HFA) of the ESC

Chairpersons: **S. D. Anker (Gottingen, DE); A. Parkhomenko (Kiev, UA)**

10:30	Pulmonary oedema. J. Masip (Barcelona, ES)	333
10:52	Cardiohepatic syndrome. A. Mebazaa (Paris, FR)	334
11:15	Cardiorenal syndrome. S. Gevaert (Gent, BE)	335
11:37	Electrolytes and metabolic disorder. S. Price (London, GB)	336

10:30 - 12:00 MEET THE EXPERTS

Rittersaal

MANAGEMENT OF DEEP VEIN THROMBOSIS/PULMONARY EMBOLISM

Chairpersons: **A. M. A. Magdy (Maadi, EG); G. Y. H. Lip (Birmingham, GB)**

10:30	Challenges in the diagnosis and risk stratification of pulmonary embolism. I. M. Lang (Vienna, AT)	337
10:52	Efficacy and safety of novel oral anticoagulants for VTE/PE - knowledge and gaps. A. Shimony (Beer Sheva, IL)	338
11:15	Thrombolysis in pulmonary embolism. P. Goldstein (Lille, FR)	339
11:37	The role of the surgeon. A. D'Armini (Pavia, IT)	340

10:30 - 12:00 HOW-TO SESSION

Gartensaal

UPDATE IN CARDIAC ARREST




Chairpersons: **P. Vranckx (Hasselt, BE); K.A. Krychtiuk (Vienna, AT)**

Learn about specific tools and techniques for an optimal management of cardiac arrest.

10:30	CPR: role of adrenaline? Role of monitoring (etCO ₂) and mechanical devices. T. Graf (Lubeck, DE)	341
10:52	Therapeutic hypothermia. G.K. Olivecrona (Lund, SE)	342
11:15	Post resuscitation care and role of urgent angiography. G. Fuernau (Luebeck, DE)	343
11:37	Extracorporeal membrane oxygenation in cardiac arrest. W. S. Speidl (Vienna, AT)	344

Sunday 18 October 2015

LUNCHTIME SESSIONS



12:15 - 13:30 SATELLITE SYMPOSIUM

Zeremoniensaal

ACUTE HEART FAILURE - TIME TO THINK BEYOND SYMPTOMS: DIAGNOSIS AND TREATMENT DECISION MAKING FOR IMPROVED OUTCOMES

Sponsored by Novartis Pharma AG

Chairperson: M. Moeckel (Berlin, DE)

To review acute heart failure diagnosis and management challenges, considering also the complexities of patient presenting with comorbidities.

To discuss with the aid of patient cases, how diagnosis and treatment decision making in the emergency room can lead to improved outcomes.

To discuss the importance of treating acute heart failure beyond symptom control, including ensuring organ protection.

12:15	Introduction: Challenges of early recognition and management of acute heart failure. M. Moeckel (Berlin,DE)	345
12:35	Exploring diagnosis and treatment decision making in acute heart failure - Case study 1. H. Bueno (Madrid,ES)	346
13:00	Exploring diagnosis and treatment decision making in acute heart failure - Case study 2. S. Di Somma (Roma,IT)	347
13:25	Summary & close - Acute heart failure - Time to think beyond symptoms: diagnosis and treatment decision making for improved outcomes. M. Moeckel (Berlin,DE)	348

12:15 - 13:30 SATELLITE SYMPOSIUM

Rittersaal

ACUTE CORONARY CARE IN PATIENTS ON CHRONIC ANTICOAGULATION

Sponsored by Daiichi Sankyo Europe GmbH

Chairpersons: G. Y. H. Lip (Birmingham, GB); K. Huber (Vienna, AT)

Review the current state of acute cardiovascular care in patients with Atrial Fibrillation.

Investigate the position of NOACs in acute cardiovascular care.

Compare the use of NOACs and VKAs in acute cardiovascular care.

Discuss the challenges in patients with atrial fibrillation and acute coronary syndromes.

Discuss challenging patients with Atrial Fibrillation.

12:15	Welcome and introduction - Acute coronary care in patients on chronic anticoagulation. K. Huber (Vienna, AT)	351
12:20	Non-vitamin K antagonist oral anticoagulants in patients on chronic anticoagulation – From evidence of clinical trials to daily practice. G. Y. H. Lip (Birmingham, GB)	352
12:40	Patients with atrial fibrillation and acute coronary syndromes. K. Huber (Vienna, AT)	353
13:00	Other challenging situations in patients with atrial fibrillation. A. Goette (Paderborn, DE)	354
13:20	Panel discussion and closing - Acute coronary care in patients on chronic anticoagulation. G. Y. H. Lip (Birmingham, GB)	355

13:45 - 15:15 SYMPOSIUM

Zeremoniensaal

PRE-HOSPITAL MANAGEMENT OF ACS

Chairpersons: K. Huber (Vienna, AT); F. Beygui (Caen, FR)

13:45	Pre-hospital management of arrhythmias. F. Atienza Fernandez (Madrid, ES)	356
14:07	Dual antiplatelet therapy in the pre-hospital setting. S. Postma (Zwolle, NL)	357
14:30	Pre-hospital fibrinolysis: is it still an option? N. Danchin (Paris, FR)	358
14:52	STEMI networks: a European perspective. S. Halvorsen (Oslo, NO)	359

13:45 - 15:15 SYMPOSIUM

Prinz Eugen Saal

ACUTE HEART FAILURE IN SPECIAL SITUATIONS

Chairpersons: S. Price (London, GB); C. E. Mueller (Basel, CH)

13:45	Acute right ventricular failure. A. Mebazaa (Paris, FR)	360
14:07	Aortic stenosis. M. Roffi (Geneva, CH)	361
14:30	Severe mitral regurgitation. G. Maurer (Vienna, AT)	362
14:52	Post-discharge management of co-morbidities. S. D. Anker (Gottingen, DE)	363

13:45 - 15:15 SYMPOSIUM

Rittersaal

ARRHYTHMIAS IN ACUTE CARDIOVASCULAR CARE

Joint session with the European Heart Rhythm Association of the ESC (EHRA)



Chairpersons: C. Leclercq (Rennes, FR); D. Zahger (Beer Sheva, IL)

13:45	Management of electrical storm. C. Carbucicchio (Milan, IT)	364
14:07	Who needs a pacemaker after TAVI. M. Nuernberg (Vienna, AT)	365
14:30	Pacemaker and ICD malfunction: common causes and management. T. Lewalter (Munich, DE)	366
14:52	Acute onset of atrial fibrillation: how to manage. F. Atienza Fernandez (Madrid, ES)	367

13:45 - 15:15 CLINICAL CASES

Gartensaal


MANAGEMENT OF ARRHYTHMIAS

Joint session with Young ACCA and Young Emergency Medicine Doctors (YEMD)



Chairpersons: A. Khoury (Besançon, FR); F. Schiele (Besançon, FR); P. Serpytis (Vilnius, LT)

13:45	Acute management of supraventricular tachycardia: case. M. Schoos (Klampenborg, DK)	368
14:15	Ventricular tachycardia, electrical storm: case. A. Vischer (London, GB)	369
14:45	Management of bradycardia: case. R. Leto (Hasselt, BE)	370

**15:15 - 16:15 MODERATED POSTERS**

Poster Area

ACUTE CORONARY SYNDROMES (STEMI, NON STEMI)**Chairpersons: E. Zima (Budapest, HU); J. M. V. Mimoso (Faro, PT)**

Posters are on display for the entire day 08:30-18:00.

During the moderated poster session, presenters will summarise their research within 3 minutes and then address questions from the Chairpersons and Audience.

Prevalence of acute aortic dissection in the entire metropolitan area of Tokyo. H. Yoshino, T. Shimokawa, K. Nagao, M. Takayama (Tokyo, JP)	371
The effect of catheter based revascularization strategy on 1-year mortality in ST-segment elevation acute coronary syndrome patients with multi-vessel coronary disease without cardiogenic shock. G. Witberg, S. Matetzky, I. Goldenberg, N. Shlomo, D. Hasdai, R. Kornowski, Z. Iakobishvili (Petach Tikva and Tel Hashomer, IL)	372
TIMI flow in STEMI patients treated with ticagrelor, clopidogrel or prasugrel in the pre-hospital settings. C. El Khoury, M. Demarquet, E. Flocard, M. Bischoff, A. Eskandarian, P. Serre, E. Bonnefoy (Vienne, Bourg en Bresse and Lyon, FR)	373
Discharge of chest pain patients from emergency care to a chest pain clinic: an observational study of referral source and final diagnosis. S. J. Ingram, G. Mckee, M. Quirke, N. Kelly, A. Moloney (Dublin, IE)	374
Comparison of main clinical parameters and outcomes between groups of patients with type 1 and 2 myocardial infarction. P. Serpytis, G. Navickas, A. Skujaite (Vilnius, LT)	375
Characterization of the observational zone of the 1h-hs-cTn-algorithm in the early diagnosis of acute myocardial infarction. T. Nestelberger, K. Wildi, R. Twerenbold, C. Puelacher, K. Grimm, J. Boeddinghaus, M. Rubini Gimenez, R. Abaecherli, T. Reichlin, C. Mueller (Basel and Baar, CH)	376
Sexuality after a cardiovascular event: a hidden issue. R. Piccari, S. Bartolini, M. Franchini, L. De Lio, A. Terranova, F. De Santis, S. Baldoni, M. Ugucioni (Rome, IT)	377

16:15 - 17:45 SYMPOSIUM

Zeremoniensaal

RISK AND MANAGEMENT OF BLEEDING IN ACS

Joint session with the ESC Working Group on Thrombosis

**Chairpersons: S. Halvorsen (Oslo, NO); N. Danchin (Paris, FR)**

16:15 Risk and prognostic impact of bleeding. J. A. C. Morais (Leiria, PT)	378
16:37 Bleeding on P2Y12 inhibitors: management. S. D. Kristensen (Aarhus, DK)	379
17:00 Bleeding on anticoagulants: management. J. Stepinska (Warsaw, PL)	380
17:22 Urgent surgery in patients on combined antithrombotic therapy: walking the tight rope. R. Rossini (Bergamo, IT)	381

16:15 - 17:45 SYMPOSIUM

Prinz Eugen Saal

CONTROVERSIES IN THE MANAGEMENT OF CARDIOGENIC SHOCK**Chairpersons: P. Vranckx (Hasselt, BE); A. Geppert (Vienna, AT)**

16:15 How to optimise hemodynamic management: vasopressors, inotropes and fluidotherapy. Pulmonary artery catheter and other. I.C.C. van der Horst (Groningen, NL)	382
16:37 IABP: still useful or should we bury it? A. Sionis (Barcelona, ES)	383
17:00 Complete versus culprit lesion revascularisation. H. Thiele (Luebeck, DE)	384
17:22 Role of device therapy. S. Price (London, GB)	385

16:15 - 17:45 SYMPOSIUM

Rittersaal

INFLAMMATION AND ATHEROTHROMBOSIS IN ACS



Joint session with the Cluster for Cardiovascular Research of the Ludwig Boltzmann Society of Austria

Chairpersons: **B. Casadei (Oxford, GB); I. Ahrens (Freiburg, DE)**

- | | | |
|--------------|--|-----|
| 16:15 | Innate immunity in myocardial ischaemia/reperfusion injury.
L. Badimon (Barcelona, ES) | 386 |
| 16:40 | Monocyte and macrophage subsets and plaque rupture in ACS.
J. Wojta (Vienna, AT) | 387 |
| 17:05 | The relationships among inflammatory cytokines and monocyte subsets in patients with acute myocardial infarction treated invasively.
A. Tycinska, E. Idzkowska, M. Rusak, P. Miklasz, A. Eljaszewicz, E. Waszkiewicz, M. Dabrowska, A. Bodzenta-Lukaszyk, W.J. Musial, M. Moniuszko (Bialystok, PL) | 388 |
| 17:18 | Monocyte subset distribution is associated with mortality of critically ill patients.
K.A. Krychtiuk, M. Lenz, L. Wutzlhofer, K. Huber, G. Maurer, G. Heinz, J. Wojta, W.S. Speidl (Vienna, AT) | 389 |
| 17:31 | Differential regulation of proangiogenic microRNAs in patients with first-time anterior STEMI.
M. Hortmann, M. Mohr, C. Schoenichen, M. Mauler, F. Pankratz, C. Jaenich, S. Grundmann, C. Bode, I. Ahrens (Freiburg, DE) | 390 |

16:15 - 17:45 YOUNG INVESTIGATORS AWARDS ABSTRACTS

Gartensaal

YOUNG INVESTIGATORS AWARD SESSION

Chairpersons: **J. Holfeld (Innsbruck, AT); E. Bonnefoy-Cudraz (Bron, FR)**

Judges: D. Zahger (Beer Sheva, IL); J. A. Barrabes (Barcelona, ES); F. Schiele (Besancon, FR); U. Zeymer (Ludwigshafen, DE); I. M. Lang (Vienna, AT)

Young researchers will present their findings and research in front of a panel of esteemed judges.

- | | | |
|--------------|---|-----|
| 16:15 | Circannual pattern and TEMPerature-related incidence of Eletrical STorm: preliminary data from the TEMPEST study.
F. Guerra, M. Flori, P. Bonelli, L. Cipolletta, C. Carbuicchio, M. Izquierdo, E. Kozluk, K. Shivkumar, M. Vaseghi, A. Capucci (Ancona and Milan, IT; Valencia, ES; Warsaw, PL; Los Angeles, US) | 391 |
| 16:30 | Shock wave treatment reduces neuronal degeneration upon spinal cord ischemia via a Toll-like receptor 3 dependent mechanism.
D. Lobenwein, C. Tepekoeylue, R. Kozaryn, E. Pechriggl, M. Bitsche, H. Fritsch, P. Paulus, M. Czerny, M. Grimm, J. Holfeld (Innsbruck, AT; Frankfurt am Main and Freiburg, DE) | 392 |
| 16:45 | Risk stratification in chest pain patients comparison of natriuretic peptides to novel biomarkers of cardiovascular stress.
E. Zengin, C. Sinning, F. Ojeda, M. Seiffert, T. Zeller, R. B. Schnabel, C. Bickel, K. J. Lackner, S. Blankenberg, D. Westermann (Hamburg, Mainz and Koblenz, DE) | 393 |
| 17:00 | Early percutaneous balloon atrial septostomy effectively discharge the left heart in children and adults supported by venoarterial ECMO.
A. E. Baruteau, A.J. Torres, N.S. Boscamp, L. Morin, J. Petit, E. Belli, E.A. Bacha, J.A. Vincent (New York, US; Le Plessis Robinson and Massy, FR) | 394 |
| 17:15 | Can TAVI patients receive aspirin antithrombotic prophylaxis as patients after surgical aortic bioprosthesis implantation?
K. Czerwinska, M. Zembala, M. Dabrowski, A. Witkowski, A. Ochala, J. Kochman, D. Dudek, P. Kubler, D. Jagielak, J. Stepinska (Warsaw, Zabrze, Katowice, Krakow, Wroclaw and Gdansk, PL) | 395 |
| 17:30 | Two hour algorithm for triage towards ruleout and rule-in of acute myocardial infarction Using high-sensitivity cardiac troponin I.
J. Boeddinghaus, T. Reichlin, R. Twerenbold, K. Wildi, T. Nestelberger, K. Grimm, C. Puelacher, M. Rubini Gimenez, R. Abaecherli, C. Mueller (Basel and Baar, CH) | 396 |

Results will be announced on Sunday and officially presented during the Closing Ceremony

Acute aortic syndrome

- Aortic insufficiency indicated higher risk for progressive ascending aorta dilatation and adverse aortic events in bicuspid aortic valve disease after isolated aortic valve replacement. P397
Y.S. Wang, B.T. Wu, L.L. Dong, X.H. Shu (Shanghai, CN)
- Hybrid approach in patients with aortic and supra-aortic pathologies: Early outcomes. P398
P. Ogutu, S. Zerwes, R. Jakob, K. Woelfle, F. Oertel, M. Beyer (Augsburg, DE)
- Initial results of the strategy for ruptured abdominal aortic aneurysm in our hospital. P399
H. Nakayama, S. Toma, T. Kobayashi, R. Fukuhara, K. Yoshitani, R. Taniguchi, T. Miyamoto, Y. Takatsu, H. Fujiwara, Y. Sato (Amagasaki, JP)
- Validation of CRUSADE risk scores for predicting major bleeding in chronic kidney disease patients with acute coronary syndromes. P400
M. Sanchez-Martinez, A. Lopez-Cuenca, P.J. Flores-Blanco, M.J. Sanchez-Galian, E. Guerrero-Perez, F. Cambronero-Sanchez, M. Gomez-Molina, A. Garcia-Narbon, S. Manzano-Fernandez, M. Valdes-Chavarri (Murcia and Cieza, ES)
- Evolving strategies of integrated approach to type a aortic dissection surgery: interdisciplinary challenge. P401
C. Cavoza, A. Campanella, A. Audo, P. Scoti, M. Serra, G. Camporini, D. Mercogliano (Alessandria, IT)
- Transportation time does not affect mortality in patients with type A aortic dissection. P402
H. Susawa, S. Mikami, H. Takemoto, K. Kobayashi, H. Tanaka, K. Tanaka, Y. Kihara (Hiroshima, JP)
- Association of increased white blood cell count with acute kidney injury in patients with acute aortic dissection. P403
T. Takahashi, T. Hasegawa, K. Suzuki, N. Hirata, A. Endo, T. Fuwa, M. Takamatsu, S. Ohtsubo, T. Hirofani, S. Nakagawa (Tokyo, JP)
- Plasma catestatin: a biomarker for ST segment elevation myocardial infarction and unstable angina pectoris? P404
W. Xu, H.Y. Yu, G.S. Wang, L.G. Guo, W. Gao (Beijing, CN)
- Predictive factors for postoperative stroke in patients with type A acute aortic dissection-insights from the Romanian National Acute Aortic Dissection registry (RENADA). P405
S. Ali, A. Frentescu, O. Ionita, L. Antohi, C. Parasca, M. Mesina, V. Iliescu, O. Chioncel (Bucharest, RO)

Acute heart failure

- Classifying heart failure patients to describe outpatient and inpatient care pathways in the French region Languedoc-Roussillon. First results of the cohort named "CarPathes". P406
C. Duflos, K. Solecki, L. Papinaud, G. Mercier, F. Roubille (Montpellier and montpellier, FR)
- Extracorporeal life support for refractory heart failure in polytraumatized patients. P407
M. Bugetti, G. Di Lascio, G. Harmelin, G. Sani, M. Bonacchi (Florence, IT)
- C282Y and H63D mutations in the HFE gene and iron overload in the genesis of chronic heart failure in patients from Northwestern region of Russia. P408
A. Goodkova, E. Semernin, M. Sitnikova, O. Antimonova, M. Shavlovsky, E. Shlyakhto (St. Petersburg and St. Petersburg, RU)
- Takotsubo cardiomyopathy and cystic fibrosis. P409
G. Piovaccari, M. Bartolotti, C.M. Iannettone, R. Mantovan (Cesena, IT)
- Takotsubo cardiomyopathy complicated by multiple acute embolic events. P410
G. Piovaccari, C.M. Iannettone, M. Bartolotti, R. Mantovan (Cesena, IT)
- The usefulness of repeated hemodynamic monitoring in patients with decompensated heart failure preliminary report. P411
A. Galas, R. Ryczek, P. Krzesinski, G. Gielerak, A. Skrobowski (Warsaw, PL)
- Rapid improvement of symptoms, filling pressures and pulmonary congestion estimated by combined echo and lung ultrasound protocol during early course of AHF treatment. P412
J. Oehman, V.P. Harjola, J. Lassus, P. Karjalainen (Pori and Helsinki, FI)
- Impedance cardiography derived VV delay optimization of CRT in ischemic vs. nonischemic heart failure patients. follow up three months. P413
R. Soliman, A. Wadea, H. Fawzy, A. Abd ElAziz, S.H. Mokhtar (cairo, EG)
- Beneficial hemodynamic effects of continuous positive airway pressure in acute heart failure. P414
M. Shkoza, F. Guerra, M. Marini, A. Gili, M. Francioni, I. Battistoni, L. Scappini, M.V. Matassini, G.P. Perna, A. Capucci (Ancona, IT)
- Acute heart failure: can district general hospitals in the UK comply with new NICE guidance? P415
T. Heseltine, N. Denham, D. Garner, S. Osula (Warrington, GB)

Arrhythmias, general


- Myoglobin concentration, leucocyte count and value of haemoglobin in patients with different form of acute coronary syndrome and several ventricular arrhythmias. P416
M. Isailovic-Kekovic, P. Kekovic, T. Kostic, P. Cvetkovic, I. Aleksic, M. Rihter (Prokuplje and Nis, RS)
- The Conundrum of Temporary Trans-venous Pacing Practice. P417
J. Graby, N. Malik (Manchester, GB)
- Characteristics of fragmented QRS in patients with previous myocardial infarction of different ventricular walls and its correlation with ventricular arrhythmia. P418
T. Liang, Y.L. Wang, Y.H. Zhang, S.J. Yin, N.N. Liu, J. Zhang (Beijing and Jinan, CN)
- QTc interval, QT turbulence and microvolt T wave alternans in patients with and without heart failure and ventricular premature beats. P421
G.S. Gheorghe, A.S. Hodoroagea, A.C.D. Gheorghe, I.T. Nanea (Bucharest, RO)
- Compared to healthy adults people with atrial fibrillation have higher anxiety, lower quality of life and lower cognitive scores. P422
R. Serpytis, A. Navickaite, E. Navickaite, J. Barysiene, G. Marinskis, P. Serpytis (Vilnius, LT)
- Ventricular tachycardia ablation program: experience and results with systematic use of non-fluoroscopic navigation system. P423
A. Rodriguez-Gonzalez, J. J. Ferrer Hita, R.A. Juarez-Prera, P. Jorge-Perez, M.J. Garcia Gonzalez, E. Gonzalez-Cabeza, C. Mendez-Vargas, M. Padilla, F. Bosa-Ojeda, I. Lainez-Cerdena (Santa Cruz de Tenerife, ES)
- Sustained monomorphic ventricular tachycardia: can we predict the ischemic base substrate on admission? P424
F. Rueda Sobella, C. Garcia Garcia, T. Oliveras Vila, C. Labata Salvador, J. Serra Flores, O. De Diego Soler, X. Armario Bel, A. Bayes Genis (Badalona (Barcelona), ES)
- Chaotic states in electrocardiographically identified ventricular tachycardia. P425
M. Kobusiak-Prokopowicz, K. Kaaz, K. Jarczewska, W. Glabisz, A. Mysiak (Wroclaw, PL)

Biomarkers

- Detection of myocardial injury during insulin-induced hypoglycemia using an ultrasensitive troponin assay. P426
J. X. Quah, E.D. Carlton, O. Rana, C. Byrne, R. Senior, C. Anstey, K. Greaves (Nambour, AU; Dorset, Southampton and London, GB; Lahore, PK)
- Study of conventional risk factors of coronary artery disease between males and females. P428
M.T. Rahman (DHAKA, BD)
- Neutrophils/lymphocytes ratio in patients presenting with ST-segment elevation acute coronary syndrome undergoing primary angioplasty. P429
M. Ascencio Lemus, N. Rojo Prieto, C. Hernandez Diez, R. Gutierrez Caro, T. Benito Gonzalez, I. Iglesias Garriz, F. Fernandez-Vazquez, M. Rodriguez Santamarta, L. Alvarez Roy, C. Lezcano Pertejo (Leon, ES)
- B-type natriuretic peptide levels in patients with pericardial effusion undergoing pericardiocentesis. P430
J. Campodonico, M. Moltrasio, N. Cosentino, C. Rossi, V. Milazzo, M. Rubino, A. Cabiati, G. Lauri, M. De Metrio, G. Marenzi (Milan and Rome, IT)
- Serial changes of adipocyte binding protein and its clinical implication in acute myocardial infarction. P431
S. Muto, M. Kurobe, K. Minami, S. Furudono, H. Suenaga, T. Nunohiro, S. Takeshita, H. Nakashima, K. Maemura (Nagasaki, JP)
- Relationship between ionized calcium and phosphorus levels and left ventricular systolic function in ST-segment elevation myocardial infarction patients. P432
M. HRomedka, E. Dragounova, I. Bernat, J. Seidlerova, P. Ostadal, R. Rokyta (Pilsen and Prague, CZ)
- Intermediate levels of BNP were related with cardiogenic shock in acute coronary syndromes. P433
A. Soeiro, E.A.C. Roque, F.C.M. Pedroti, T.C.A.T. Leal, A.S. Bossa, M.C.F.A. Soeiro, C.V. Serrano Jr, M.T. Oliveira Jr (Sao Paulo and Serra, BR)

Diabetic heart disease

- Left ventricular dysfunction in Egyptian ischemic patients with type 2 diabetes mellitus using speckle tracking echocardiography. P434
A. M. Moustafa Abdou Aboualia, S. M. Abdelaliem (Cairo and Cairo, EG)
- Peculiarities of diagnosis myocardial hibernation in patients with unstable angina and diabetes mellitus. P435
T. Solomenchuk, N.A. Slaba, V.V. Protsko, A.S. Besedina, G.V. Tshngryan (Lviv, UA)
- Severe obstructive coronary artery disease in young female affected by diabetes mellitus type-1. P436
Clinical - angiographic features and literature review.
D. Tavella, F. Beltrame, FL. Ribichini, C. Vassanelli (Verona, IT)



Effect of hypertension in diabetic patients admitted for non-ST elevation acute coronary syndrome. P437
R. Costa Rodrigues, A. Correia, M. Neto, M.G. Serrao, S. Gomes, N. Santos, B. Silva, A. Pereira, A.C. Alves, D. Pereira (Funchal, PT)

Influence of arterial hypertension on diabetic patients with non-ST elevation acute coronary syndrome: in-hospital morbidity and mortality. P438
M. Rodrigues Neto, R. Rodrigues, A. Correia, M. Gomes Serrao, N. Santos, G. Caires, B. Silva, S. Gomes, A. Drumond Freitas, D. Pereira (Funchal, PT)

Diabetes in acute coronary syndrome patients: do we see only the tip of the iceberg? P439
M. Vavlukis, G. Kamceva, D. Kitanovski, I. Kotlar, F. Taneski, F. Januseski, I. Bojovski, E. Shehu, H. Taravari, S. Kedev (Skopje and Stip, MK)

Invasive Imaging - Cardiac catheterisation and angiography

Incidence and predictors of contrast induced nephropathy after coronary intervention. P440
A. Ramirez Moreno, J.R. Siles Rubio, L. Inigo-Garcia, M. Noureddine, J.C. Salas, J. Munoz-Bellido, A. Valle-Alberca, R. Bravo-Marques, A. Milan-Pinilla, E. Zambrano-Medina (Estepona and Marbella, ES)

Angiography findings among different age and gender patients with myocardial infarction. P441
I. A. Leonova, N. Tretyakova, N. Trostyanetskaya, S. Boldueva (St-Petersburg, RU)

Angio-Seal vascular closure device: predicting complications. P442
J. Lagan, A. Yeoh, M. El-Kadri, J. Jones, K. Milinis, P. Reid, K. George, J. Somauroo (Chester, Wirral and Liverpool, GB)

Association between intravascular ultrasound (IVUS) findings and adverse outcomes in patients with ST-elevation myocardial infarction (STEMI) and stable angina pectoris. P443
N. Tagieva, R. Shakhnovich, V. Mironov, M. Yezhov, M. Mitroshkin, M. Safarova, G. Matchin (Moscow, RU)

Effects of sleep-disordered breathing on plaque characteristics in patients with acute myocardial infarction. P444
S. Furudono, S. Kaibara, M. Kurobe, K. Minami, S. Muto, H. Suenaga, T. Nunohiro, S. Takeshita, H. Nakashima, K. Maemura (Nagasaki, JP)

Assessment of high sensitivity c-reactive protein in patients with microvascular dysfunction. P445
M.T. Rahman (DHAKA, BD)

Angio-seal vs exo-seal vascular closure devices in patients undergoing left heart catheterization: a single centre prospective registry. P446
N. Pinilla-Echeverri, I. Sanchez Perez, F. Lozano Ruiz-Poveda, A. Jurado Romen, M. Marina Breysse, M.T. Lopez Lluva, J. Piqueras Flores, J. Benitez Peyrat, A. Moreno Arciniegas (Hamilton, CA; Ciudad Real, ES)

IVUS use in primary pci may change your revascularization strategy. P447
A. Mowafy, M.A. Ashraf, H. A. Ghawaby, A. Bary, F. Mohamed (Cairo, EG)

Egyptian experience in antegrade approach in trial PCI of the CTO lesions over the last 8 years at Critical Care Center - Cairo University. P448
M. Dallaa, H.G. El Ghawaby, A.B. Abd El Bary, Y.N. Nassar (Cairo, EG)

Management of intermediate lesions in Egyptian experience. P449
F. Fares, A. Abd Elbary, A. Mowafy, M. Ashraf, H. Elghawaby (GIZA, EG)

Frequency Domain Optical Coherence Tomography for the evaluation of Left Main coronary artery disease. Comparison of two different pull backs from the daughter vessels. P450
K. Bouki, D. Vlad, D. Tsoukalas, N. Goulas, D. Varvarousis, M. Gavriilidis, K. Kastritsis, K. Paravolidakis, T. Apostolou (Pireaus, GR)

Interventional Cardiology

Primary early ventricular fibrillation in patients with acute myocardial infarction: hospital and long term outcome, possible mechanisms of recurrence. P451
I.Y. Kostyanov (Moscow, RU)

Clinical characteristics and predictors of outcome in patients with premature acute coronary syndromes of either atherosclerotic or atypical aetiology. P452
A.W. Fronczak, P. Tyczynski, M. Kruk, A. Debski, Z. Chmielak, J. Pregowski, J. Kadziela, K. Kukula, A. Witkowski (Warsaw, PL)

Impact of body mass index (BMI) on clinical performance in non ST elevation acute coronary syndrome (NSTEMI) patients undergoing percutaneous coronary intervention (PCI). P453
L. Simoni, E. Shirka, S. Kabili, A. Goda (Tirana, AL)

Results of percutaneous coronary intervention with SeQuent Please paclitaxel eluting balloon catheter at a very long-term follow-up. P454
I. Sanchez Perez, A. Jurado Romen, F. Lozano Ruiz-Poveda, N. Pinilla Echeverri, M.T. Lopez Lluva, A. Moreno Arciniegas, J. Benitez Peyrat, M. Marina Breysse (Ciudad Real, ES)

Invasive management of complex coronary artery disease in a hospital without on-site cardiac surgery. P455
A. Jurado Romen, I. Sanchez Perez, F. Lozano, M.T. Lopez Lluva, A. Moreno, P. Agudo Quilez, M. Marina, J. Piqueras, J. Benitez, N. Pinilla (Ciudad Real and Madrid, ES)

Results of percutaneous coronary intervention with sequent please paclitaxel eluting balloon catheter in elderly patients at a very long-term follow-up. P456
I. Sanchez Perez, A. Jurado Romen, F. Lozano Ruiz-Poveda, M.T. Lopez Lluva, A. Moreno Arciniegas, M. Marina Breyse, J. Piqueras Flores, N. Pinilla Echeverri (Ciudad Real, ES)

Incidence of vascular complications between in-patients undergoing cardiac catheterization by femoral access: manual compression vs vascular closure devices, a prospective single-centre registry. P457
N. Pinilla-Echeverri, A. Jurado Romen, I. Sanchez Perez, F. Lozano Ruiz-Poveda, M.T. Lopez Lluva, M. Marina Breyse, J. Piqueras Flores, A. Moreno Arciniegas, J. Benitez Peyrat (Hamilton, CA; Ciudad Real, ES)

Influence of age on short and long term prognosis after an acute coronary syndrome treated with percutaneous revascularization. P458
G. Yanes Bowden, F. Bosa Ojeda, A. Sanchez Grande Flecha, M. Vargas Torres, J.J. Ferrer Hita, M.I. Padilla Perez, E. Gonzalez Cabeza, M.J. Garcia Gonzalez, M. Llabres De Prada, A. Casajuana Perez (La Laguna, ES)

Non invasive imaging - Echocardiography, CMR, CT and Nuclear Techniques

Thoracic FAST protocol for differential diagnosis of dyspnea in the emergency department. P459
J. Oehman, V.P. Harjola, J. Lassus, P. Karjalainen (Pori and Helsinki, FI)

Assessment of left atrial deformation in hypertrophic cardiomyopathy. P460
R.I.M. Ben Said, A.M.I.R.A. Zaroui, T. Chalbia, N. Khedher, M. Ben Halima, A. Farhati, M.S. Mourali (Tunis, TN)

Chest pain and positive troponin, is everything acute coronary syndromes? P461
J. Pais, B. Picarra, A.R. Santos, D. Neves, J. Carvalho, K. Congo, R. Guerreiro, J. Aguiar (Evora, PT)

In the absence of a blocked artery: baseline characteristics of patients presenting with "acute coronary syndrome" but unobstructed coronary arteries. P462
P. Avari, T.E. Kaier, S. Mohiddin, R. Weerackody (London, GB)

How often transthoracic echocardiography shows typical pattern in acute pulmonary embolism? P463
K. Kurnicka, S. Goliszek, B. Lichodziejewska, M. Cieurzynski, M. Kostrubiec, O. Dzikowska Diduch, M. Koc, M. Krupa, P. Palczewski, P. Pruszczyk (Warsaw, PL)

Serum galectin-3 levels are independent of coronary artery disease in patients with normal systolic left ventricular function. P464
M. Hell, M. Marwan, A. Schuhbaeck, M. Hammon, S. Achenbach (Erlangen, DE)

Echocardiographic diagnosis of left subclavian artery stenosis in the ICCU before coronary bypass grafting (CABG). P465
S. Dabbah (Safed, IL)

Effect of glycaemic status on left ventricular diastolic function detected by pulsed tissue doppler imaging in type 2 diabetes patients. P466
M. Eldeep, M. Mokarrab, K. Marghany, M. Albaz (Cairo, EG)

Usefulness of ultrasonographic assessment of basal coronary flow to detect significant left descending coronary artery stenosis in women suspected of having a Takotsubo cardiomyopathy. P467
M. Accadia, L. Irace, M. Abitabile, R. Iengo, R. Cocchia, R. Arnese, P. Spadaro, F. Scotto Di Uccio, B. Tuccillo (Napoli, IT)

Risk Stratification

ST-segment depression resolution predicts infarct size and reperfusion injury in ST-elevation myocardial infarction. P468
S. Reinstadler, A. Baum, K.P. Rommel, C. Eitel, S. Desch, B. Metzler, J. Poess, H. Thiele, I. Eitel (Innsbruck, AT; Lübeck and Leipzig, DE)

Galectin-3 and copeptin assessment as a decision making tool in patients admitted for acute coronary syndrome. P469
L. Malinova, R. Podbolotov, T. Denisova, P. Dovgalevsky (Saratov, RU)

Obstructive sleep apnea in acute coronary syndrome patients: prevalence and long-term prognosis. P470
S. Leao, P. Magalhaes, F. Cordeiro, B. Conde, P. Mateus, P. Fontes, I. Moreira (Vila Real, PT)


The prognostic importance of admission serum uric acid in patients admitted with acute myocardial infarction that were treated conservatively. P472
K. Naeem, S. Hanawi, T. Mahmoud, N. Abdulrazzaq (Dubai, AE)

The prognostic importance of admission HbA1c (glycated hemoglobin) in patients (diabetic and non-diabetic) admitted with acute myocardial infarction that were treated conservatively. P473
K. Naeem, S. Hanawi, T. Mahmoud, N. Abdulrazzaq (Dubai, AE)

Simple risk score for predicting prognosis in nonStemi. P474
V. Chioncel, C. Andrei, L. Axente, A. Avram, A. Ion, S. Guberna, C. Sinescu (Bucharest, RO)

Sunday 18 October 2015

MORNING POSTERS



- ST elevation acute myocardial infarction (STEMI) and kidney failure: comparative study between 3 mathematical estimators. P475
M. Rodrigues Neto, R. Rodrigues, A. Correia, M. Gomes Serrao, N. Santos, A. Pereira, G. Caires, A. Alves, A. Drumond Freitas, D. Pereira (Funchal, PT)
- Incidence, clinical characteristics and prognostic factors of acute coronary syndromes in young patients. P476
G. Tini, M.B. Musumeci, M. Casenghi, M. Colopi, G. Proietti, C. Autore, M. Volpe (Rome, IT)
- Prevalence and significance of unrecognized renal insufficiency in patients with acute coronary syndrome. P477
D. Pereg, Z. Rozenbaum, M. Shlezinger, I. Goldenberg, M. Mosseri (Kfar Saba, Tel Aviv and Tel Hashomer, IL)
- ST-elevation myocardial infarction - ACS**
- Relationship of neutrophil to lymphocyte ratio and hemoglobin levels on long-term clinical outcomes in patients with acute myocardial infarction. P478
M. Kurobe, S. Kaibara, K. Minami, S. Muto, S. Furudono, H. Suenaga, T. Nunohiro, S. Takeshita, H. Nakashima, K. Maemura (Nagasaki, JP)
- Comparison of mortality outcomes during normal hours" vs "out of normal hospital hours" primary percutaneous coronary interventions for st-elevation myocardial infarction (STEMI). P479
S. Thirunavukarasu, J. Mcshane, J. Hasleton, M. Andron (Liverpool, GB)
- Cognitive disorders in patients with ST-elevation myocardial infarction. P480
A. J.U. Evstigneeva, V.A. Razin, M.V. Krestjyaninov (Ulyanovsk, RU)
- Evaluation of the Manchester Triage System for patients with acute coronary syndrome with primary presentation in the emergency department. P481
D. Kiblböck, K. Steinrueck, W. Lang, E. Zeindlhofer, K. Hoellinger, A. Winter, M. Schmid, P. Siostrzonek (Linz and Vienna, AT)
- Left ventricle hypertrophy predicts heart failure and death after ST-elevation acute coronary syndrome. P482
S. Leao, F. Cordeiro, P. Magalhaes, M. Moz, J. Trigo, P. Mateus, P. Fontes, I. Moreira (Vila Real, PT)
- Prior statin therapy and infarct size in ST-elevation myocardial infarction treated with primary percutaneous coronary intervention. P483
M. Moltrasio, N. Cosentino, S. Cortinovic, M. Rubino, V. Milazzo, A. Cabiati, J. Campodonico, G. Marenzi (Milan, IT)
- Time related benefit of antiplatelet therapy on coronary reperfusion and left ventricular function in st-segment elevation myocardial infarction patients. P484
A. Cafaro, V. Paradies, M. Pepe, D. Zanna, F. Resta, N. Camassa, N. Signore, F. Masi, D. Quagliara, S. Favale (Bari, IT)
- Predictors of mortality in patients with ST elevation ACS far away from the catheterization laboratory. P485
M. Nunez Torras, P. LomaOsorio, A. Fageda, D. Bosch, R. Brugada, C. Tiron, A. Fort, J. Conejos, G. Vazquez, J. Aboal (Girona, ES)
- In-hospital prognosis and long-term mortality of STEMI before and after a primary PCI reperfusion network. Eleven years experience. P486
C. Garcia-Garcia, L.L. Recasens, N. Ribas, O. Merono, I. Subirana, A. Fernandez, A. Perez, F. Miranda, R. Elosua, J. Bruguera (Badalona (Barcelona) and Barcelona, ES)
- Primary angioplasty in elderly people. Presentation, management and prognosis. P487
J. Navarro Cuartero, M.J.C.P. Mguel Corbi Pascual, J.G.C.S. Juan Gabriel Cordoba Soriano, M.I.B.S. Maria Isabel Barrionuevo Sanchez, G.G.S. Gonzalo Gallego Sanchez, D.P.M. Daniel Prieto Mateos, J.J.M. Jesus Jimenez Mazuecos, C.L.G. Cristina Llanos Guerrero, S.C.N. Sofia Calero Nunez, C.R.G. Cristina Ramirez Guijarro (Albacete, ES)
- Door to balloon time delays in self-presenting ST elevation MI patients. P488
L. J. Eveson, V. Achan (Camberley, GB)
- Hospital outcome of acute hyperglycemia in patients with ST-elevation myocardial infarction. P489
T. Al-Maimoony (Cairo, EG)
- Risk factor paradox in ST-elevated myocardial infarction. A new reality? P490
N. Vale, J. Brito, R. Teles, R. Rodrigues, S. Madeira, M. Almeida, A. Tralhao, M. Castro, J. Mesquita, M. Mendes (Carnaxide, PT)
- The obesity enigma in STEMI patients. P491
N. Vale, J. Brito, R. Teles, S. Madeira, A. Tralhao, M. Castro, J. Carmo, J. Mesquita, M. Almeida, M. Mendes (Carnaxide, PT)
- Primary PCI and incidence of severe arrhythmias in acute phase of STEMI. P492
L. Koc, M. Mikolaskova, J. Kanovsky, T. Ondrus, T. Novakova, A. Pleskova, M. Poloczek, R. Miklik, J. Spinar, P. Kala (Brno, CZ)
- Current prognosis of elderly patients with STEMI. Do we need to improve our practice? Data from HULAR. P493
M. Santas Alvarez, R. C. Vidal Perez, E. Pereira Lopez, J. Elices Teja, A.J. Perez Perez, R. Rios Vazquez, J. Bayon Lorenzo, M. Freire Tellado, A. Testa Fernandez, C. Gonzalez-uanatey (Lugo, ES)

Antiplatelet therapy in acute coronary syndrome. Do we follow the guidelines? P494
 J.C. Gomez Polo, P. Martinez Losas, C. Ferrera, L. Nombela Franco, G. Tirado, B. Terol, T. Nogales Romo, A. Freitas Ferraz, A. Fernandez Ortiz, A. Viana Tejedor (Madrid, ES)

Safety and efficacy of angio-seal vs exo-seal in patients undergoing primary percutaneous coronary intervention for ST-elevation myocardial infarction. P495
 N. Pinilla-Echeverri, I. Sanchez Perez, A. Jurado Romen, F. Lozano Ruiz-Poveda, M.T. Lopez Lluva, M. Marina Breysse, J. Benitez Peyrat, J. Piqueras Flores, A. Moreno Arciniegas (Hamilton, CA; Ciudad Real, ES)

Non ST-elevation myocardial infarction - ACS

Acute coronary syndromes in octogenarians. One year mortality predictors. P496
 J. M. Amado, D. Bento, D. Silva, J. Guedes, N. Marques, W. Santos, P. Gago, J. Mimoso, I. Jesus (Faro, PT)

Time to presentation and 12-month health outcomes in patients presenting to the emergency department with symptoms of possible acute coronary syndrome. P497
 L. Cullen, J. H. Greenslade, M. Than, C. Pemberton, S. Aldous, J. Pickering, R. Foreman, B. Crosling, W. Parsonage (Brisbane, AU; Christchurch, NZ)

The development and validation of prediction model for acute coronary syndrome. P498
 R. Alrezk, M. Al Rezk, M. Assaf, C.H. Tseng, F. Al Rezk, N. Weintraub (Los Angeles, US; Damascus, SY; Frankfurt am Main, DE)

Non-st-elevation acute coronary syndrome in octogenarians: observations from a 30 year-registry. P499
 M. Rodrigues Neto, A. Correia, R. Rodrigues, M. Gomes Serrao, N. Santos, A. Pereira, G. Caires, A. Alves, A. Drumond Freitas, D. Pereira (Funchal, PT)

Bleeding risk of fondaparinux vs enoxaparin in non ST-elevation acute coronary syndromes. P500
 A. Fageda, P. Loma Osorio, M. Nunez, E. Badosa, P. Fluvia, J. Pascual, D. Bosch, G. Vazquez, R. Brugada, J. Aboal (Girona, ES)

Mortality reduction with use of oral bblockers in patients with early coronary intervention. P501
 A. Soeiro, P.G.M. Barros, S.A. Simoes, M.Y. Okada, E.A.C. Roque, F.C.M. Pedroti, T.C.A.T. Leal, A.S. Bossa, C.V. Serrano Jr, M.T. Oliveira Jr (Sao Paulo and Serra, BR)

Acute coronary syndromes in Latin America: a comparison between public versus private health services. P502
 A. Soeiro, P.G.M. Barros, S.A. Simoes, M.Y. Okada, E.A.C. Roque, F.C.M. Pedroti, A.S. Bossa, T.C.A.T. Leal, C.V. Serrano Jr, M.T. Oliveira Jr (Sao Paulo and Serra, BR)

Valvular heart disease

Referral to aortic valve replacement surgery: characteristics of the population and 1 year follow-up results. P503
 J.P. Moura Guedes, J. Amado, D. Carvalho, D. Bento, J. Chin, N. Marques, W. Santos, J. Mimoso, V. Brandao, I. De Jesus (Faro, PT)

Does valvular commitment determinates worst prognosis in device endocarditis? P504
 A. Fernandes, M. Cassandra, J. Nascimento, M.C. Cachulo, M. Costa, L. Goncalves (Coimbra, PT)

Percutaneous Mitral Valvuloplasty With Balt Single Balloon. Long-term Follow-up of 25 Years. P505
 I. P. Borges, E.C.S. Peixoto, R.T.S. Peixoto, R.T.S. Peixoto, A.A.B. Aragao, V.F. Marcolla (Rio de Janeiro, BR)

25 years follow-up of Percutaneous Mitral Valvuloplasty With Inoue versus Balt Single Balloon in mitral stenosis. P506
 I. P. Borges, E.C.S. Peixoto, R.T.S. Peixoto, R.T.S. Peixoto, A.A.B. Aragao, V.F. Marcolla (Rio de Janeiro, BR)

Echocardiographic Score influence, Risk Factors For Death And Major Events in 25 Years Follow-up of Percutaneous Mitral Balloon Valvuloplasty. P507
 I. P. Borges, E.C.S. Peixoto, R.T.S. Peixoto, R.T.S. Peixoto, A.A.B. Aragao, V.F. Marcolla (Rio de Janeiro, BR)


A review of aortic stenosis: aetiology, pathophysiology and management strategies. P508
 U. Saeed (Galway, IE)

Risk factors of decompensation of heart failure in patients undergoing mitral valve replacement. P509
 B.G. Hojakuliyev, B. Orazaliyeva, M.B. Muhammedov (Ashgabat and Mary, TM)

Long-term results of mitral valve replacement. P510
 B.G. Hojakuliyev, B. Orazaliyeva, M.B. Muhammedov (Ashgabat and Mary, TM)

Early diagnosis of ruptured mitral chordae tendineae is lifesaving. P511
 I. Bojovski, V. Andova (Skopje, MK)

Comparison of neurocognitive and functional changes after surgical (SAVR) and transcatheter (TAVR) aortic valve replacement in elderly patients. P512
 M. Zaleska-Kociecka, A. Skrobisz, M. Dabrowski, S. Wozniak, K. Piotrowska, K. Czerwinska -Jelonkiewicz, A. Konopka, J. Stepinska (Warsaw, PL)

**13:30 - 18:00 POSTER SESSION 4**

Poster Area

Acute heart failure

- Is it possible to reduce in-hospital mortality after acute heart failure? P513
L. Reis, M. Madeira, F. Caetano, I. Almeida, A. Fernandes, J. Nascimento, L. Goncalves (Coimbra, PT; London, GB)
- The challenge of heart failure diagnosis in an open general emergency. P514
L. Baumworcel, A. Scavarda (Rio de Janeiro, BR)
- Acutely decompensated heart failure: superiority of MR-proANP in prediction of long-term outcome. P515
M. Brand, M. Schwiede, H.-J. Trappe, M. Christ, L. S. Maier, A. Luchner, C. G. Jungbauer (Herne and Regensburg, DE)
- The effect of the philippine heart center heart failure clinic program on the incidence of mortality and hospital re-admission in patients with heart failure. P516
A. C. Jayme (Quezon City, PH)
- Standard versus intensive care for acute heart failure patients. P517
I. Varga, P. Lesny, P. Solik, M. Luknar, E. Goncalvesova (Bratislava, SK)
- Preserved ejection fraction and inflammatory markers in acute heart failure patients with concomitant metabolic syndrome. P518
I. Potocnjak, S. Dokoza Teresak, B. Radulovic, M. Trbusic, G. Pregartner, V.*. Degoricija, S.*. Frank (Zagreb, HR; Graz, AT)
- Patients perception of quality of emergency department care for acute heart failure: the Calperica study. P519
O. Miro, R. Escoda, V. Gil, F.J. Martin-Sanchez, P. Herrero, J. Jacob, P. Llorens (Barcelona, Madrid, Oviedo, Hospitalet de Llobregat, Barcelona and Alicante, ES)
- Catecholamine induced cardiomyopathy caused by inappropriate adrenaline injection. P520
I. Rosenfeld, S. Dabbah, T. Levins, I. Nordkin, M. Halabi (Safed, IL)
- Correlation of serum receptor activator nuclear factor kappa beta ligand "sRANKL" level and one year mortality in patients with acute heart failure. P521
A. T.A. Abdellah, Z. Oof, A. El Beih, A. El Eraqi, A. El Hawary (Ismailia, EG)

Atrial fibrillation

- Outcome of direct current cardioversion for atrial fibrillation in a specialist nurse led services at a district general hospital. P522
F.B. Abdul, R. Khatun, E. Longster, R.W. Cowell (Cardiff and Wrexham, GB)
- Optimising INR in patients undergoing AF ablation with interrupted warfarin. P523
M.Y. Kim, E.M. Mcguire, N. Qureshi, P.B. Lim, Z. Whinnett, N. Linton, W. Davies, N.S. Peters, M. Koa-Wing, P. Kanagaratnam (London, GB)
- Comparison of intravenous vernakalant and intravenous flecainide in acute cardioversion of atrial fibrillation. P524
H. P. Pohjantahti-Maaroos, H.P.M. Hyppola, M. Lekkala, J. Hartikainen (Kuopio, FI)
- The blood pressure profile in patients with paroxysmal atrial fibrillation. P525
S.M. Guberna, N. Avram, M. Raileanu, C.J. Sinescu (Bucharest, RO)
- Elevation of cardiac troponin I after electrical cardioversion of atrial fibrillation is dependent on energy delivered. P526
P. Abramczyk, J. Slomka, A. Kaczynska, I. Nawrocka (Warsaw, PL)
- Left atria enlargement in a stroke unit: atrial fibrillation and effect on the outcome. P527
R. Costa Rodrigues, A. Correia, M. Neto, A. Spinola, M.G. Serrao, S. Gomes, M. Rodrigues, R. Freitas, M. Brazao, D. Pereira (Funchal, PT)
- Dabigatran Vs. Warfarin and the postcardioversion thromboembolic risk, P528
P. Serpytis, R. Palsauskaite, G. Navickas, T. Tamosiunas, R. Serpytis, V. Skromovas, D. Kaciurinas (Vilnius, Siauliai and Alytus, LT)

Biomarkers

- The thyroid stimulating hormone could improve prognosis in acute coronary syndromes? P529
A. Soeiro, E.A.C. Roque, F.C.M. Pedroti, T.A.C.T. Leal, A.S. Bossa, M.C.F.A. Soeiro, C.V. Serrano Jr, M.T. Oliveira Jr (Sao Paulo and Serra, BR)
- Impact of inflammation on adverse cardiovascular events in patients with ST-elevation myocardial infarction. P530
T. Al-Maimoony (Cairo, EG)
- Circulating microRNAs: miR-1, miR-21 and galectin-3 in patients with symptomatic heart failure and left atrium enlargement. P531
M.T. Tomaniak, G. Sygitowicz, K.J. Filipiak, O. Blaszczyk, L. Koltowski, K. Malesa, D. Puchta, J. Kochanowski, D. Sitkiewicz (Warsaw, PL)

High-sensitive c-reactive protein in elderly patients with pulmonary embolism independently predicts short-term mortality and improves the clinical pulmonary embolism severity index risk score. P532
R. Klingenberg, O. Schlager, A. Limacher, M. Mean, N. Vuilleumier, N. Rodondi, T.F. Luescher, D. Aujesky, M. Husmann, C.M. Matter (Zurich, Bern and Geneva, CH; Vienna, AT)

Predictive value of the product between creatinine and urea in intra-hospital mortality in patients with heart failure. P533
A. Fernandes, L. Teles, M. Cassandra, M. Madeira, I. Almeida, F. Caetano, M. Costa, L. Goncalves (Coimbra, PT)

Apical lead positioning, and not the number of right ventricular sites tested, is associated with a greater degree of myocardial injury. P534
A. Salacata, C. Kaczmarzak (Alpena, US)

Kidney microinjury post coronary angiography: any difference between radial and femoral approach? P535
H. Yagoub, G.S. Ahmed, M. Elsayed, T.J. Kiernan (Limerick, IE)

Markers of endothelial dysfunction in 30-month prognosis after acute myocardial infarction. P536
D. Stanojevic, S. Apostolovic, S. Salinger-Martinovic, V. Mitic, M. Pavlovic, D. Djordjevic-Radojkovic, R. Jankovic-Tomasevic, L. Todorovic (Nis, RS)

Cardiac shock

Cardiogenic shock - current picture. P537
R. Ferreira, J. Martins, T. Adrega, A. Gonzaga, J. Santos (Aveiro, PT)

Prognostic predictors of cardiogenic shock in acute myocardial infarction. P538
I. Sukmanova (Barnaul, RU)

INTERMACS profile as predictor of in-hospital mortality in cardiogenic shock . P539
I. Sousa Casanovas, X. Li, M. Juarez-Fernandez, F. Diez-Delhoyo, A. Ayesta-Lopez, A. Alonso-Garcia, H. Bueno-Zamora, F. Fernandez-Aviles (Madrid, ES)

Acute myocardial infarction complicated with cardiogenic shock: is it treatment guideline guided? P540
M. Madeira, F. Caetano, I. Almeida, M. Costa, L. Goncalves (Coimbra, PT)

Long-term prognostic impact of intra-aortic balloon pump use in cardiogenic shock. P541
L. Almeida Morais, L. Ferreira, A. T. Timoteo, P. Rio, P. Daniel, I. Rodrigues, S. Aguiar Rosa, R. Cruz Ferreira (Lisbon, PT)

Culprit lesion PCI vs. multi-vessel PCI in patients with emergent PCI of left main coronary artery presented with cardiogenic shock. P542
V. Kanic, M. Vollrath, I. Balevski, Z. Kanic, A. Sinkovic (Maribor, SI; Leipzig, DE)

Intraaortic balloon pump in patients with cardiogenic shock: the end of an era? P543
M.T. Nogales-Romo, B. Terol, C. Ferrera, C. Fernandez-Perez, M.J. Perez-Vizcayno, P. Martinez-Losas, G. Tirado, A. Freitas-Ferraz, A. Fernandez-Ortiz, A. Viana-Tejedor (Madrid, ES)

Coronary reperfusion

Effects of renal function on coronary flow and left ventricular systolic function in patients with acute ST elevation myocardial infarction (STEMI) undergoing primary angioplasty. P544
D. Sharif, J. Abu-Rizq, Y. Sharif, A. Sharif-Rasslan, U. Rosenschein (Haifa, IL)

Myocardial bridging: clinical and angiographic profile in patients undergoing coronary angiogram for chest pain in acute setting. P545
S. Biradar, G. Jimmy, P. C. Sreeranga, M. Ravi, C. N. Manjunath (Bangalore, IN)

Left ventricular function evaluation after complete revascularization in primary pci versus culprit-only revascularization. P546
A. Mowafy, H. Ghawaby, H. A. Atroush, K.M. Mashour, W.O. Omar (Cairo, EG)

Multivessel disease in patients with ST-segment elevation myocardial infarction: 8 years' monocentric experience. P547
M.T. Grillo, T. Bisceglia, G. Bernardi, L. Spedicato, A. Proclemer, G. Nucifora, D. Zanuttini (Udine, IT)

Working hours vs non-working hours. Different timings? P548
A. Correia, B. Silva, R. Rodrigues, M. Neto, D. Pereira (Funchal, PT)

Fibrinolytic Therapy

Ticagrelor seems to be safe for the treatment of STEMI with thrombolysis with streptokinase. P549
G. Jans, M. Farfan, C. Pulmari, O. Simonovich, E. Costantini, S. Zunino, P. Czerniuk, S. Waldman, H. Cohen Arazi (Buenos Aires, AR)

Sunday 18 October 2015

AFTERNOON POSTERS

General intensive care

- The hemodynamic impact of internal versus external therapeutic hypothermia. P550
S. Wiberg, J. Bro-Jeppesen, C. Hassager, J. H. Thomsen, M. C. J. Wanscher, J. Lund, J. Kjaergaard (Copenhagen, DK)
- Treatment with statins following an acute coronary syndrome. What are we doing exactly with our patients? P551
J.C. Gomez Polo, P. Martinez Losas, L. Nombela Franco, C. Ferrera, T. Nogales Romo, A. Freitas Ferraz, G. Tirado, B. Terol, A. Fernandez Ortiz, A. Viana Tejedor (Madrid, ES)
- Iccu organized as 1 level of intensity ' care: case study of a year and hospital outcome. P552
E. Salvetti, F. Bonechi, F. Calabro', F. Spezia, F. Mazza, A. Cecchi, A. Monopoli, M. Sansoni, A. Zipoli (Empoli, IT)
- Urgent and elective heart transplantation: experiences and realities. P553
G. Morales Varas, M.A. Corres Peiretti, M. Valiente Fernandez, H. Marin Mateos, I. Montilla Padilla, J. Gutierrez Rodriguez, J. Perez Vela, J. Delgado Jimenez, E. Renes Carreno, J. Montejo Gonzalez (Madrid, ES)
- Vasospastic angina pectoris during post-operative period of non-cardiac surgery. P554
S. Taniai, S. Yamasaki, T. Yorozu, T. Satoh, H. Yoshino (Mitaka, JP)
- A curious case of coronary atherosclerosis in a young woman with systemic lupus erythematosus. P555
R. Brezeanu, L. Gheorghiu, L. Luchian, C. Stoicescu, M. Florescu, D. Vinereanu (Bucharest, RO)

Haemodynamics

- A device and method for measuring left ventricular end diastolic pressure non invasively. P556
A. Marmor, M. A. Marmor, G. M. Menaged (Safed and Jerusalem, IL)
- An appropriate drug for rate control in atrial fibrillation based on ventricular contractile mechanisms analyzed by using impedance cardiography. P557
S. Ushiroda (Iwaki-shi, JP)
- The reliability of Non-Invasive Cardiac System (NICaS) haemodynamic monitoring in the Cardiac Intensive Care Patient requiring mechanical circulatory support. P558
G. Tavazzi, A. Fernandez-Gasalla, A. Barradas-Pires, Y. Mebrate, S. Price (Pavia, IT; Barcelona, ES; London, GB)
- R-R interval and modification of cardiac output following cardiac surgery: the importance of heart rate optimisation. P559
G. Tavazzi, N. Bergsland, A. Martinez - Naharro, D. Gibson, F. Guarracino, S. Price (Pavia, Milan and Pisa, IT; London, GB)
- Incidence, management and prognosis of spontaneous coronary dissection in our center from 2003 to 2015. P560
M. Garcia Bermudez, H. Tizon Marcos, F. Miranda Guardiola, N. Salvatella Giralt, R. Millan Segovia, A.B. Perez, D. Bueno, L.L. Recasens Gracia, J. Marti (Barcelona, ES)

Interventional Cardiology

- External mechanical compression after implantation of vascular closure devices in patients undergoing cardiac catheterization by femoral access: an overkill? P561
N. Pinilla-Echeverri, A. Jurado Romen, F. Lozano Ruiz-Poveda, I. Sanchez Perez, M. Marina Breyse, M.T. Lopez Lluva, M. Memoli Aranda, J. Benitez Peyrat, J. Piqueras Flores, A. Moreno Arciniegas (Hamilton, CA; Ciudad Real, ES)
- Prognostic utility of the syntax score in an all comers population treated by coronary angioplasty. P562
G. Yanes Bowden, F. Bosa Ojeda, M. Vargas Torres, A. Sanchez Grande Flecha, J.J. Ferrer Hita, E. Gonzalez Cabeza, M.I. Padilla Perez, A. Rodriguez Gonzalez, A. Casajuana Perez, M. Llabres De Prada (La Laguna, ES)
- Efficacy and safety of biodegradable polymer biolimus a9-eluting stent vs. durable polymer everolimus-eluting stent in patients with coronary artery disease. P563
T. Christophides, I. Vasiliadis, E. Androulakis, S. Koganti, R. Rakhit (London, GB)
- Percutaneous Mitral Valvuloplasty With Inoue versus Balt Single Balloon. Results, in-hospital evolution and cost effectiveness. P564
I. P. Borges, R.T.S. Peixoto, R.T.S. Peixoto, R.T.S. Peixoto (Rio de Janeiro, BR)
- Prior Surgical Mitral Commissurotomy And Echocardiographic Score Influence In Mitral Balloon Valvuloplasty. Immediate post procedure results. P565
I. P. Borges, E.C.S. Peixoto, R.T.S. Peixoto, R.T.S. Peixoto (Rio de Janeiro, BR)
- Facilitation of stent delivery with the GuideLiner catheter: the RUHL study. P566
H. Yagoub, A. Brenan, D. Cahill, T.J. Kiernan (Limerick, IE)
- Characterization of a population of patients undergoing percutaneous coronary intervention who present with silent ischemia. P567
S. Madeira, N. Vale, J. Brito, R. Rodrigues, L. Raposo, R. Teles, P. Goncalves, A. Tralhao, M. Almeida, M. Mendes (Lisbon, PT)

Myocardial and pericardial diseases

- Predictors of in-hospital left ventricular systolic function recovery after admission with takotsubo cardiomyopathy - portuguese multicentre study. P568
R. A. Pontes Dos Santos, M. Oliveira, P. Magalhaes, K. Domingues, B. Marmelo, A.R. Almeida, J. Almeida, L. Reis, R. Faria, N. Marques (Penafiel, Guimaraes, Vila Real, Santarem, Viseu, Almada, Vila Nova de Gaia, Coimbra, Famalicão and Faro, PT)

Heart involvement in systemic sclerosis: recognizing etiology and therapeutic options. A case report. P569
C. Goena Vives, L. Quintas Ovejero, I. Lluís Serret, R. Garcia Martin, E. Montero Aparicio, C. De La Guerra Acebal, G. Ruiz Irastorza, A. Ugarte Nunez, M. Cobos Belaustegui, M.C. Barrera Portillo (Mendaro, Baracaldo, Santander and Donostia, ES)

Hypertrophic cardiomyopathy: heart failure and transplantation. P570
A. S. Lazaro Mendes, A.R. Ferreira, J. Moura Ferreira, S. Costa, F. Franco, D. Ramos, M. Pego (Coimbra, PT)

Takotsubo cardiomyopathy in two patients with microvascular angina. P571
H. Takahashi, S. Tani, N. Matsumoto, T. Ashida, A. Hirayama (Tokyo, JP)

Systemic transthyretin amyloidosis in patients with refractory chronic heart failure. P572
A. Goodkova, E. N. Semernin, N.A. Grudinina, K. V. Solovyov, M.M. Shavlovsky, E. V. Shlyakhto (Saint Petersburg and Saint-Petersburg, RU)

Prevalence of fabry disease in patients with hypertrophic cardiomyopathy in the Russian population. P573
A.A. Polyakova, E.N. Semernin, A.Y.A. Gudkova, E.V. Shlyakhto (Saint-Petersburg, RU)

Nursing in Acute Cardiovascular Care

The effect of the level of dyspnea and quality of sleep of breathing exercise training in patients with heart failure. P574
H. Alkan, H. Uysal, N. Enc, Z. Yigit (Istanbul, TR)

Comorbidity and dependency indexes in acute cardiac patients: linear association with complementary information. P576
B. Samaniego Lampon, J.C. Garcia Rubio, T. Gonzalez Sanchez, I. Valverde Andre, D. Mateo Fernandez, N. Silva Fernandez, R. Mesa Gonzalez, A. Sanchez Castro, M. Diaz Gonzalez, E. Segovia Matinez De Salinas (Gijon, ES)

Pre-Hospital care

One year assessment of adherence to a regional management protocol for STEMI patients in pre-hospital setting. P577
S. Parisse, S. Faille, S. Measso, E. Honold, C. Cazenave, J. Moro, F. Boutot, Y. Lambert (Versailles, FR)

Adherence to regional guidelines for STEMI : MICU better than non PCI-capable hospital ED. P578
S. Faille, S. Parisse, C. Chevrier, J. Moro, S. Measso, J. Amani, M.C. Bembaron, C. Cazenave, F. Boutot, Y. Lambert (Versailles and Rambouillet, FR)

Gender differences in pre-hospital delay during STEMI: a possible explanation for worse outcomes in women. P579
R. Martin Asenjo, B. Diaz Anton, B. Rubio Alonso, J. Molina, J. Nuche, R. Salguero, R. Tello, J.J. Parra, C. Iborra, F. Arribas (Madrid, ES)

How far is too far? P580
A. Correia, M. Neto, R. Rodrigues, B. Silva, D. Pereira (Funchal, PT)

Renal Replacement Therapy (Dialysis, Hemofiltration)

Continuous renal replacement therapy in acute coronary syndrome in intensive cardiovascular care unit: data from RAICOM study (registry of acute and intensive cardiovascular outcome). P581
D. Tobing, A.H. Putro, M. Silalahi, I. Firdaus, D. Juzar, D. Zamroni, S. Danny, I. Irmalita (Jakarta, ID)

Risk Stratification

Galectin-3 in assessment of severity of coronary atherosclerosis in patients with ST-elevated myocardial infarction. P582
N. Fedorova, V.V. Kashtalap, O.L. Barbarash, O.N. Hryachkova (Kemerovo, RU)

An increased incidence of short-term adverse cardiovascular outcomes were found in the elderly with stable coronary artery disease after hospitalizing for acute lower respiratory tract infection. P583
X.Q. Zhao, L.M. Luo, P. Ye, R.X. Du, T.H. Xiao (Beijing, CN)

Myocardial infarction type 4a: prevalence, risk factors and 1-year prognosis. P584
O. Mironova, M. Y.A. Ruda (Moscow, RU)

Evaluation of qt dispersion in patients of grade I left ventricular diastolic dysfunction without Cardiovascular symptoms. P585
A. Oliveira Blackman, J.S.N. Sobral Neto, O.M.G. Moreira Gomes (Belo Horizonte and Brasília, BR)

Risk stratification by preoperative cardiovascular screening system for non - cardiac surgery. P586
S. Taniai, S. Yamasaki, T. Yorozu, T. Satoh, H. Yoshino (Mitaka, JP)

Screening of cardiovascular risk factors on female employees from Rio de Janeiro State Government. P587
I. P. Borges, V.F. Marcolla, S.A. Simoes, T. Spritzer, P.P. Ferreira, M. Fidelis, A.C.B. Souza (Rio de Janeiro, BR)

Screening of cardiovascular risk and stress level in policewomen of pacifying police units from state government. P588
I. P. Borges, V.F. Marcolla, S.A. Simoes, T. Spritzer, P.P. Ferreira, M. Fidelis, E.C.S. Peixoto, A.A.B. Aragao, A.C.B. Souza (Rio de Janeiro, BR)

- Screening of cardiovascular risk in bodyguard security team of state government. the obese and overweight group assessment. P589
I. P. Borges, S.A. Simoes, R.T.S. Marcolla, P.P. Ferreira, T. Spritzer, M. Ferreira, A.C.B. Souza (Rio de Janeiro, BR)
- Peripheral microRNAs may serve as novel biomarkers for identification of coronary artery calcification. P590
P.J. Howlett, A. Waheed, A. Horton, N. Shah, E.W. Leatham, H. Wu, A. Gerber, M. Mahmoudi (Guildford, GB)
- Assessment of chest pain of recent onset; analysis of the effects of a structured approach. P591
A. Ullah, S. Osula (Blackburn and Warrington, GB)

ST-elevation myocardial infarction - ACS

- Impact of red blood cell distribution width on short and midterm mortality in patients with ST-elevation myocardial infarction. P592
T. Ellouze, C. Hamza, L. Abid, B. Rekik, A. Maaleg, B. Jerbi, D. Abid, S. Kammoun (Sfax, TN)
- Management of ST-elevation myocardial infarction according to European guidelines in a university hospital in Tunisia Results of RESCAS registry. P593
T. Ellouze, C. Hamza, S. Charfeddine, R. Hammami, L. Abid, M. Hentati, S. Kammoun (Sfax, TN)
- Primary Percutaneous Coronary Intervention and Gender Influence. Independent Risk Factors For Death And Major Events After Immediate And Medium-term Follow-up. P594
I. P. Borges, E.C.S. Peixoto, R.T.S. Peixoto, R.T.S. Peixoto (Rio de Janeiro, BR)
- Primary Coronary Percutaneous Intervention In Diabetic Versus Nondiabetic Patients. Outcome And Follow-up Independent Predictors Of Survival And Event Free Survival. P595
I. P. Borges, R.T.S. Peixoto, R.T.S. Peixoto, R.T.S. Peixoto (Rio de Janeiro, BR)
- Differences in mortality after ST-elevation myocardial infarction according to gender: a retrospective study. P596
R. Baggen Santos, I. Silveira, B. Brochado, M.J. Sousa, P. Rodrigues, A. Luz, A. Albuquerque, S. Torres (Porto, PT)
- The kounis syndrome: coronary hypersensitivity disorder management. P597
C. Goena Vives, L. Quintas Ovejero, I. Lluís Serret, R. Garcia Martin, M. Larman Telletxea, G. Lasa Larraya, M. Telleria Arrieta, K. Gaviria Molinero, J.C. Sanmartin Pena, J.J. Artaetxebarria Zuazo (Mendara and Donostia, ES)
- Time trends of the presentation, therapeutic approach and prognosis of ST-Elevation Myocardial Infarction. P598
S. Madeira, L. Raposo, A. Tralhao, N. Vale, P. Goncalves, R. Teles, H. Gabriel, M. Almeida, M. Mendes (Lisbon, PT)
- Risk factor profile and clinical outcomes in young patients with acute ST-elevation myocardial infarction. P599
I. Silveira, M.J. Sousa, R. Santos, B. Brochado, P. Rodrigues, M. Santos, A. Luz, J. Silveira, H. Carvalho, S. Torres (Porto, PT)
- Radial vs femoral approach: the impact of access site in hemoglobin drop in patients with ST-segment myocardial infarction undergoing primary percutaneous coronary intervention. P600
I. Silveira, M.J. Sousa, R. Santos, B. Brochado, P. Rodrigues, M. Santos, A. Luz, J. Silveira, H. Carvalho, S. Torres (Porto, PT)
- Comparison of 1-year clinical outcomes between invasive and conservative treatment strategies for acute ST-elevation myocardial infarction complicated by cardiogenic shock in elderly patients. P601
K. T. Jung (Daejeon, KR)
- Stress hyperglycemia may carry a worse outcome in patients presenting with acute ST-segment elevation myocardial infarction. P604
Y. Yazeed, T. Ali, H. Elhossary, Z. Ashour (Cairo, EG)
- 15 years of therapy and outcome of STEMI patients in a city wide Registry. P605
J.-U. Roehnisch, B. Maier, S. Behrens, R. Schoeller, H. Schuehlen, H. Theres (Berlin, DE)
- Short intraortic balloon prevents visceral hypoperfusion during counterpulsation. P606
S. Gelsomino, F. Luca', P.W.J. Lozekoot, M.M.J. De Jong, O. Parise, F. Matteucci, G.F. Gensini, M. La Mair, J.G. Maessen, R. Lorusso (Maastricht, NL; Florence, IT; Brussels, BE)
- Primary angioplasty in patients with chronic oral anticoagulation: modifies the antithrombotic strategy and vascular usual approach? it conditions increased bleeding risk during hospitalization? P607
M.I. Barrionuevo Sanchez, J.G. Cordoba Soriano, J. Jimenez Mazuecos, J. Navarro Cuartero, M.J. Corbi Pascual, A. Gutierrez Diez, G. Gallego Sanchez, D. Prieto Mateos, S. Calero Nunez, C. Ramirez Guijarro (Albacete, ES)
- Primary angioplasty for STEMI in patients with previous aorto-coronary bypass surgery. P608
M.I. Barrionuevo Sanchez, J.G. Cordoba Soriano, J. Jimenez Mazuecos, M.J. Corbi Pascual, J. Navarro Cuartero, A. Gutierrez Diez, G. Gallego Sanchez, D. Prieto Mateos, C. Ramirez Guijarro, S. Calero Nunez (Albacete, ES)
- Patient factors that influence longer ischemia in a primary angioplasty program. P609
M.I. Barrionuevo Sanchez, J.G. Cordoba Soriano, J. Jimenez Mazuecos, J. Navarro Cuartero, M.J. Corbi Pascual, A. Gutierrez Diez, G. Gallego Sanchez, D. Prieto Mateos, C. Ramirez Guijarro, S. Calero Nunez (Albacete, ES)

Non ST-elevation myocardial infarction - ACS

- Could we avoid ergometry if the value of high sensitive cardiac troponin T is very low? P610
P. Fluvia, J. Pascual, P. Loma Osorio, J. Aboal, E. Badosa, A. Fageda, M. Nunez, N. Coma, G. Vazquez (Girona, ES)
- The diagnostic performance of ergometry in our population. P611
J. Pascual, P. Fluvia, P. Loma Osorio, D. Bosch, A. Fageda, E. Badosa, N. Coma, L. Muntaner, G. Vazquez, J. Aboal (Girona, ES)
- Which is the better percutaneous revascularization strategy in old patients: total or partial percutaneous revascularization? P612
A. Fernandes, M. Cassandra, L. Teles, M. Madeira, I. Almeida, F. Caetano, M. Costa, L. Goncalves (Coimbra, PT)
- Guideline-conforming timing of invasive management in acute coronary syndrome without persistent ST-segment elevation in german chest pain units: comparison of urban university care versus rural care. P613
D. Fischer, F. Remberg, D. Boese, M. Lichtenberg, P. Kuempers, H.J. Pavenstaedt, J. Waltenberger, F. Breuckmann (Münster and Arnsberg, DE)
- What is the prognosis of elderly patients with acute coronary syndrome undergoing percutaneous coronary intervention, compared with the general population of their age? P614
S. Guerreiro, M.S. Castro, R.C. Teles, J. Ferreira, P. Goncalves, H.M. Gabriel, M. Almeida, M. Mendes (Lisbon, PT)
- Patients with non obstructive coronary artery disease admitted with acute coronary syndrome carry a better outcome compared to those with obstructive coronary artery disease. P615
Y. Yazeed, A. Bakr, M. M. Abdelghany (Cairo, EG)
- Revascularization procedures for late elderly patients with non-st-segment elevation myocardial infarction: in-hospital and 30-day major adverse cardiac events. P616
A. Kobayashi, N.M. Misumida, Y.K. Kanei (New York, US)

Sepsis and infection

- Hospital-acquired infections in an intensive cardiac care unit: epidemiology and prognosis. P617
J. F. Carvalho, K. Congo, D. Neves, R. Guerreiro, J. Pais, B. Picarra, A. Bento, J. Aguiar (Évora, PT)
- Hospital-acquired infections in an intensive cardiac care unit: predictors of infection. P618
K. Hyde Congo, J.F. Carvalho, D. Neves, R. Guerreiro, J. Pais, B. Picarra, A.R. Santos, A. Damasio, P. Dionisio, J. Aguiar (Evora, PT)
- Infectious complications after heart transplantation. P619
M. Simonenko, P. Fedotov, Y. Sazonova, V. Rubinchik, M. Sitnikova (Saint-Petersburg, RU)
- Major cardiovascular outcomes in diabetic patients with/without sepsis undergoing amputation of lower limb. P620
E. Shalaeva, B. Babadjanov, A. Shalaeva, U. Pulatov, Q. Matmurotov, B. Janabaev, G. Kasimdjanova (Tashkent, UZ)

Sudden death / resuscitation

- Therapeutic hypothermia use in cardiac arrest of comatose patients. It is useful? P621
G. Caixal, R. San Antonio, G. Jimenez, P. Sanchez, X. Freixa, X. Bosch, M. Masotti, M. Sabate (Barcelona, ES)
- Prognostic impact of urgent vs. deferred coronary angiography in cardiac arrest survivors. P622
C. Ferrera Duran, P. Salinas Sanguino, M.J. Perez-Vizcayno, G. Tirado Conte, M.T. Nogales Romo, L. Nombela Franco, J.C. Gomez Polo, C. Macaya Miguel, A. Fernandez Ortiz, A. Viana Tejedor (Madrid, ES)
- Impact of automated external defibrillators on neurological outcome of patients with out-of-hospital cardiac arrest. P623
A. Fageda, J. Aboal, M. Nunez, E. Badosa, P. Fluvia, J. Pascual, G. Vazquez, P. Loma Osorio, R. Brugada (Girona, ES)
- Prognostic value of electroencephalogram and brain scanner after out-of-hospital cardiac arrest. P624
A. Fageda, J. Aboal, M. Nunez, E. Badosa, P. Fluvia, J. Pascual, G. Vazquez, R. Brugada, P. Loma Osorio (Girona, ES)
- Unusual reason for refractory ventricular fibrillation. P625
P. Hajdusek, J. Kautzner, J. Kettner, M. Pazdernik (Prague, CZ)
- Ventricular ectopic activity is reduced in comatose survivors of out of hospital cardiac arrest treated with target temperature management at 36 degrees C compared to 33 degrees C. P626
J. H. Thomsen, J. Kjaergaard, C. Graff, M. Wanscher, S. Pehrson, L. Koeber, J. Bro-Jeppesen, M. Winther-Jensen, H. Soeholm, C. Hassager (Copenhagen and Aalborg, DK)
- Circadian rhythm in out-of-hospital cardiac arrest. P627
M.C. Monedero Martin, E. Lopez-De-Sa, E. Armada Romero, C. Escobar Cervantes, R. Mori Junco, J. Irazusta Cordoba, R. Moreno Gomez, J. Lopez-Sendon (Madrid, ES)

Monday 19 October 2015

MORNING SESSIONS

09:00 - 10:30 DEBATE SESSION

Zeremoniensaal

CHALLENGES IN CORONARY REPERFUSION IN STEMI

Joint session with the European Association of Percutaneous Cardiovascular Interventions of the ESC (EAPCI)



Chairpersons: S. D. Kristensen (Aarhus, DK); C.P. Gale (Leeds, GB)

09:00	Culprit only intervention during primary PCI: PRO. R. Kornowski (Petach-Tikva, IL)	628
09:22	Culprit only intervention during primary PCI: CONTRA. A. H. Gershlick (Leicester, GB)	629
09:45	Thrombus aspiration for all: PRO. To be announced	630
10:07	Thrombus aspiration for all: CONTRA. D. Dudek (Krakow, PL)	631

09:00 - 10:30 SYMPOSIUM

Prinz Eugen Saal

INNOVATIONS IN ACUTE HEART FAILURE

Chairpersons: C. E. Mueller (Basel, CH); P. Serpytis (Vilnius, LT)

09:00	Vasodilator therapy in acute heart failure: evidence or non-evidence? A. Mebazaa (Paris, FR)	632
09:22	Ventricular-arterial coupling in acute heart failure. J. Kautzner (Prague, CZ)	633
09:45	A novel interatrial decompression device. G. Keren (Tel Aviv, IL)	634
10:07	Novel mechanical support: the future. D. Zimpfer (Vienna, AT)	635

09:00 - 10:30 SYMPOSIUM

Rittersaal

GENDER-SPECIFIC ISSUES IN ACUTE CARDIOVASCULAR CARE

Chairpersons: M. Lettino (Milan, IT); I. M. Lang (Vienna, AT)

09:00	Specific issues for females patients undergoing cardiac interventions. M. Lettino (Milan, IT)	636
09:22	The great defibrillator debate. C. Carbucicchio (Milan, IT)	637
09:45	Gender gaps in the management of ACS: fact or fiction? E. Swahn (Linkoping, SE)	638
10:07	Hormone replacement therapy: facts and fiction. D. Zahger (Beer Sheva, IL)	639

09:00 - 10:30 HOW-TO SESSION

Gartensaal

PREPARATORY SESSION FOR THE ACCA CERTIFICATION EXAM

Chairpersons: S. Price (London, GB); S. Gevaert (Gent, BE); J. A. Barrabes (Barcelona, ES)

At the end of this session, the cardiologist will:

- Understand the different steps and processes required to obtain ACCA certification
Part I: theoretical knowledge – the MCQ
Part II: the Educational Training Record and logbook
- Know the specific areas that ACCA certification requires the applicant to address in preparation for certification
- Appreciate how to study for the certification exam – including which textbooks and online materials will be helpful - Develop an approach to answering SBA MCQs
- Understand how/where to obtain the required skills and training for completion of the Educational Training Record and logbook

09:00	Why and how to get accreditation in Acute Cardiac Care? S. Price (London, GB)	640
09:30	The making of ... S. Gevaert (Gent, BE)	641
10:00	Some examples. J. A. Barrabes (Barcelona, ES)	642

This session will be immediately followed by the ACCA Exam, from 11:30 to 14:30 in the Exam room.
Pre-registration is mandatory, ask the registration staff for more information.

10:30 - 11:30 MODERATED POSTERS

Poster Area

BIOMARKERS, RISK STRATIFICATION, MISCELLANEOUS

Chairpersons: **J. Mair (Innsbruck, AT); C. E. Mueller (Basel, CH)**

Posters are on display from 08:30 until 12:30.

During the moderated poster session, presenters will summarise their research within 3 minutes and then address questions from the Chairpersons and Audience.

- Long-term prognostic value of cardiac magnetic resonance imaging after a first st-segment elevation myocardial infarction. 643
G. Nucifora, D. Muser, C. Tioni, D. Zanuttini, L. Spedicato, G. Bernardi, A. Proclemer (Udine, IT)
- NICE guidelines 95 vs ESC guidelines in the risk stratification of stable chest pain in a UK district hospital rapid access chest pain clinic: a registry comparison. 644
J.C. Ball, A. Cai, K. Brown, A. Pineau, C. Holloway, K. Budack (Ashford, London and Maidstone, GB)
- Has a previous diagnosis of stroke / transient ischaemic attack any prognostic value in patients with acute coronary syndromes? 645
A. T. Timoteo, S. A. Rosa, P. P. Teixeira, A. V. Monteiro, R. Carvalho, M. L. Ferreira, R. C. Ferreira (Lisbon, PT)
- Cardiac arrest as an age-dependent prognosticator for mortality in patients suffering acute coronary syndrome. 646
P. Sulzgruber, L. Koller, F. El-Hamid, S. Forster, D.J. Rothgerber, G. Goliash, A. Niessner (Vienna, AT)
- Sex-specific vs. overall cut points for a high sensitivity troponin I assay in predicting 1 year outcomes in ED patients presenting with chest pain. 647
L. Cullen, J. Greenslade, E. Carlton, M. Than, S. Aldous, J. Pickering, K. Greaves, W. Parsonage (Brisbane, AU; Bristol, GB; Christchurch, NZ)
- Should glomerular filtration rate be added to TIMI risk score in patients with ST-segment elevation Myocardial infarction? 648
A. T. Timoteo, P. Rio, T. P. Silva, M. L. Ferreira, R. C. Ferreira (Lisbon, PT)
- Effect of dialysis on high-sensitivity troponins in stable chronic kidney disease patients. 649
T. C. Aw, C.Y. Chionh, M.T. Gallero, S.K. Phua, J. Sickan, A. Beshiri (Singapore, SG; Chicago, US)
- Antimicrobial peptide LL37/ RNA complexes stimulate Toll-like receptor 3 upon shock wave therapy of ischemic muscle. 650
C. Tepekoeylue, M. Graber, D. Lobenwein, E. Kirchmair, M. Grimm, J. Holfeld (Innsbruck, AT)

10:35 - 11:25 SPECIAL EVENT

Prinz Eugen Saal

ACCA GENERAL ASSEMBLY

Updates on latest achievements and future developments of the Association



11:30 - 13:00 SYMPOSIUM

Zeremoniensaal

RECENT DEVELOPMENTS IN ACUTE AORTIC SYNDROMES

Chairpersons: **P. Vranckx (Hasselt, BE); M. Sousa Uva (Lisbon, PT)**

- 11:30 Aortic dissections: what do the guidelines say? 651
C. J. M. Vrints (Edegem, BE)
- 11:52 Clinical presentation and the challenge of diagnosis. 652
A. Evangelista Masip (Barcelona, ES)
- 12:15 Non surgical interventions. 653
M. Roffi (Geneva, CH)
- 12:37 Intramural hematoma. 654
U. Sechtem (Stuttgart, DE)

11:30 - 13:00 HOW-TO SESSION

Prinz Eugen Saal

ACUTE MANAGEMENT OF ATRIAL FIBRILLATION: HOW, WHEN, WHY

Chairpersons: **B. Casadei (Oxford, GB); J. A. C. Morais (Leiria, PT)**

- 11:30 Acute atrial fibrillation of more than 48 hours: who should be cardioverted? When? How? 655
K. Huber (Vienna, AT)
- 11:52 Imaging of left atrial appendix thrombus in acute atrial fibrillation: CT vs. TEE. 656
C. Loewe (Vienna, AT)
- 12:15 New onset atrial fibrillation in acute myocardial infarction. 657
J. Kautzner (Prague, CZ)
- 12:37 Acute atrial fibrillation during/after surgery. 658
R. Cappato (Rozzano, IT)

Monday **19 October 2015**

MORNING SESSIONS

11:30 - 13:00 SYMPOSIUM

Rittersaal

PREGNANCY AND ACUTE CARDIOVASCULAR CAREChairpersons: **E. Swahn (Linköping, SE); L. Gargani (Pisa, IT)**

11:30	Cardiovascular pharmacotherapy in pregnancy. To be announced	659
11:52	Pregnancy and valvular heart disease. J. W. Roos-Hesselink (Rotterdam, NL)	660
12:15	Peripartum cardiomyopathy. P. Seferovic (Belgrade, RS)	661
12:37	Cardiovascular emergencies in pregnancy. P. Presbitero (Rozzano, IT)	662

11:30 - 13:00 CLINICAL CASES

Gartensaal

HOT TOPICS IN ACUTE CARDIOVASCULAR CARE. LEARNING FROM IMAGES AND CASESChairpersons: **J. Stepinska (Warsaw, PL); M. Rubini Gimenez (Basel, CH)**

11:30	Pericardial tamponade. G. Goliash (Vienna, AT)	663
11:52	Acute valvular disease. G. Delle-Karth (Vienna, AT)	664
12:15	Infective endocarditis. C.H. Hassager (Copenhagen, DK)	665
12:37	Acute aortic disease. A. Evangelista Masip (Barcelona, ES)	666

13:05 - 14:00 SPECIAL SESSION

Prinz Eugen Saal

HIGHLIGHTS FROM ACUTE CARDIOVASCULAR CARE 2015 & CLOSING CEREMONING

Experts will summarize the best findings of the congress and provide essential take-home messages. The congress will be concluded by award presentations.

ACUTE CARDIOVASCULAR CARE 2016
5TH ANNUAL CONGRESS OF THE ACUTE CARDIOVASCULAR CARE ASSOCIATION

15-17 OCTOBER
LISBON, PORTUGAL

www.escardio.org/acute



08:30 - 12:30 POSTER SESSION 5

Poster Area

Acute heart failure

New experiences with music therapy in patients with heart failure and acute myocardial infarction after previous coronary artery bypass surgery. P667

P. Mitrovic, B. Stefanovic, A. Paladin, M. Radovanovic, N. Radovanovic, D. Rajic, G. Matic, A. Novakovic, N. Mijic, Z. Vasiljevic (Belgrade, RS)

Comparison of clinical feature for scrub typhus-induced acute myocarditis in South Korea: single center experience. P668

K.W. Kang, J.Y. Chin, S.H. Park, W.H. Kim, Y.J. Choi, K.T. Jung (Deajeon, KR)

Ivabradine: a safe and promising drug in patients with acute heart failure and cardiogenic shock. P669

M. V. Matassini, M. Marini, I. Battistoni, M. Shkoza, A. Gili, S. Moretti, M. Francioni, F. Guerra, G. Perna, A. Capucci (Ancona, IT)

Clinical and paraclinical prognosis factors in ischemic vs nonischemic acute pulmonary edema. P670

I. Iordache, V. Enache, A.C. Nechita, C. Delcea, S.C. Stamate, M.M. Vintila (Bucharest, RO)

Acute heart failure in post-cardiac surgery: predictive role of lung ultrasonography. P671

F. Bianco, V. Bucciarelli, F. Ricci, R. Aquilani, G. Dipace, E. Miniero, R. De Caterina, S. Gallina (Chieti, IT)

Diuretic response in acute heart failure: a marker of increased mortality. P672

P. Freitas, F. Marques, I. Araujo, G. Rodrigues, R. Costa, L. Costa, J. Ferreira, A. Leitao, L. Campos, C. Fonseca (Lisbon, PT)

The impact of underlying echocardiographical pathologies on short and long time mortality in acute pulmonary edema. P673

V. Enache, A.-C. Nechita, I. Iordache, M.M. Vintila (Bucharest, RO)

Atrial fibrillation in heart failure: does maintaining sinus rhythm in acute heart failure matters? P674

D. Mesquita, C. Sousa, L. Santos, H. Almeida, M. Almeida, J. Tavares (Barreiro, PT)

Acute right heart failure and pulmonary hypertension associated with thyroid storm: a case report. P675

J. Neiva, G. Goncalves, D. Carvalho, R. Araujo (Vila Franca de Xira and Matosinhos, PT)

Vasodilator intravenous therapy in acute heart failure: can we indirectly increase survival? P676

D. Mesquita, C. Sousa, L. Santos, H. Almeida, M. Almeida, J. Tavares (Barreiro, PT)

Antithrombotic therapy

Real world information on cardiovascular drug management patterns in acute coronary syndrome patients in Bulgaria. P677

M. Staneva, E. Trendafilova, V. Velchev, D. Penkova (Sofia, BG)

ADP induced blood-clotting time: simple and cheap test for antithrombotic therapy response monitoring in acute coronary syndrome. P678

L. Malinova, N. Furman, P. Dolotovskaya, L. Chernousova, R. Podbolotov (Saratov, RU)

Anticoagulation after an acute coronary syndrome - characteristics and prognosis of this population. P679

J.P. Moura Guedes, J. Amado, D. Bento, D. Carvalho, J. Chin, N. Marques, W. Santos, J. Mimoso, V. Brandao, I. De Jesus (Faro, PT)

ST-segment elevation myocardial infarction during oral anticoagulation with rivaroxaban. P680

M. Li Calzi, A. Placci, G. Paoli, M. Bianconcini, S. Cinconze, F. Grassi, D. Lina, M.A. Cattabiani, A. Menozzi, D. Ardissino (Parma, IT)

Potential decrease of inflammation and C-reactive protein in patients with acute coronary syndromes in use of ticagrelor. P681

E. Castro, B. Dadalto, A. Brandao, A.M. Soeiro, M. Tavares, F. Bento, M.V. Vescovi, A. Aiolfi, F.C.M. Pedroti (SERRA and Sao Paulo, BR)

Acute stent thrombosis. P682

P. Serpytis, G. Navickas, E. Butkute (Vilnius, LT)

Review and meta-analysis of platelet inhibition and platelet reactivity of newer anti-platelets agents - ticagrelor and prasugrel. P683

A. Gandhi, G. Saxena, J. Dalal, S. Dani, A. Raza, B. Kotak (Bangalore, Mumbai and Ahmedabad, IN)

Comparative effectiveness and safety of clopidogrel and ticagrelor in patients with ST segment elevation myocardial infarction. P684

H. G. Hayrapetyan, K.G. Adamyan, V.R. Ter-Grigoryan, H.H. Petrosyan (Yerevan, AM)

Additional loading and high clopidogrel maintenance dosing regimen in acute coronary syndrome with persistent platelet hyperreactivity after stenting - a twelve month follow-up safety substudy. P685

M. Krpan, J. Samardzic, B. Skoric, M. Cikes, M. Petricevic, D. Milicic (Zagreb, HR)

Monday 19 October 2015

MORNING POSTERS

Biomarkers

- Oxidative stress in subacute phase of myocardial infarction: rise and gone in seconds** P686
S. Salinger-Martinovic, D. Stanojevic, S. Apostolovic, Z. Dimitrijevic, V. Mitic, M. Pavlovic (Nis, RS)
- One more controversy of procalcitonin: predictor of 1 year mortality in heart failure (MOLITOR sub-study).** P687
S. Apostolovic, D. Stanojevic, S. Salinger-Martinovic, R. Jankovic-Tomasevic, R. Djordjevic-Radojkovic, D. Kutlesic Kurtovic, M. Pavlovic, E. Tahirovic, S. Radenovic, H.D. Dungen (Nis, RS; Berlin, DE)
- Inflammation measured by tumor necrosis factor alpha is a strong predictor of outcome in patients presenting with ST-segment elevation myocardial infarction.** P688
Y. Yazeed, T. Ali, H. Elhossary, Z. Ashour (Cairo, EG)
- Subclinical hypothyroidism is not associated with adverse in-hospital cardiac events in patients admitted with acute coronary syndrome.** P689
Y. Yazeed, A. Mohsen, H. Kandil (Cairo, EG)
- The impact of marathon and ultra-marathon running on cardiovascular function.** P690
A.H. Zebrowska, K. Przybyla, A. Posmysz, Z. Waskiewicz, Z. Gasior, R. Swiderski (Katowice, PL)
- Neuron-specific enolase for the prediction of the neurological outcome after refractory out-of hospital cardiopulmonary resuscitation treated with ECMO-preliminary analysis of Prague-OHCA substudy.** P691
H. Skalicka, J. Belohlavek, A. Linhart, T. Boucek, M. Huptych (Prague, CZ)
- The relation between interleukin-2 and acute coronary syndrome.** P692
A. M. Moustafa Abdou Aboualia, M. O. Kayed, M. A. Salama, K. A. Merghany, A. M. Badr, M. Y. Shahin (Cairo and Cairo, EG)
- Circadian rhythm of cardiac troponin I and its clinical impact on the diagnostic accuracy for acute myocardial infarction.** P693
H. Singeisen, K. Wildi, R. Twerenbold, C. Puelacher, K. Grimm, T. Nestelberger, J. Boeddinghaus, M. Rubini Gimenez, T. Reichlin, C. Mueller (Basel, CH)

Cardiac shock

- Intra-aortic balloon pump: retrospective analysis of a decade of experience in a surgical centre.** P694
M. Passos Silva, E. Matos Vilela, J. Mancio Silva, A.I. Azevedo, R. Lima, A. Dias, L. Santos, D. Caeiro, V. Gama Ribeiro (Vila Nova de Gaia and Viana do Castelo, PT)
- Retrospective analysis of cardiogenic shock management and prognosis in the intensive cardiac care unit of a third level hospital.** P695
I. Montilla Padilla, M. Valiente Fernandez, R. Martin Asenjo, M.A. Corres Peiretti (Madrid, ES)
- Culprit lesion location and outcome in patients with cardiogenic shock complicating myocardial infarction.** P696
K. Fengler, G. Fuernau, S. Desch, I. Eitel, F.-J. Neumann, H.-G. Olbrich, A. De Waha, S. De Waha, G. Richardt, H. Thiele (Leipzig, Lübeck, Freiburg, Langen, Munich and Bad Segeberg, DE)
- A new risk stratification score in patients with cardiac rupture following acute myocardial infarction; multicenter registry in eight academic hospitals in East Japan.** P697
Y. Koeda, T. Itoh, Y. Ishikawa, Y. Morino, T. Mizutani, J. Ako, M. Nakano, M. Sakuma, T. Komatsu, H. Yoshino (Moriao, Iwate, Sagamihara, Isehara, Mibu, Koshigaya City and Mitaka, JP)
- Cardiogenic shock due to myocardial infarction treated at the emergency department of a tertiary care hospital in a 5 year overview.** P698
A. Schober, D. Roth, R. Van Tulder, C. Weiser, H. Herkner, C. Havel, A.N. Laggner, W. Schreiber (Vienna, AT)
- Shock in a critical cardiac care unit: differences according to the initial diagnosis and timing of the shock.** P699
A. Rafecas Ventosa, R.M. Lidon Corbi, J. Baneras Rius, G. Oristrell Santamaria, J.A. Barrabes Riu, D. Garcia-Dorado Garcia (Barcelona, ES)
- Learning curve and prognosis in patients with refractory cardiogenic shock undergoing AV - ECMO.** P700
B. Saldanha Santos, A. Ariza-Sole, J.C. Sanchez-Salado, V. Lorente-Tordera, J. Gonzalez-Costello, C. Guerrero-Morales, A. Izquierdo-Marquisa, A. Miralles-Casina, A. Cequier-Fillat (Santarem, PT; Barcelona, ES)
- Treatment of refractory cardiogenic shock with short term ventricular assist devices: The experience of a intensive cardiologic unit care (ICUC) in a tertiary hospital with cardiac transplant programm.** P701
B. Saldanha Santos, J.C. Sanchez-Salado, A. Ariza-Sole, V. Lorente-Tordera, J. Gonzalez-Costello, C. Guerrero-Morales, A. Izquierdo-Marquisa, A. Miralles-Casina, A. Cequier-Fillat (Santarem, PT; Barcelona, ES)
- Cardiogenic shock in the setting of ST elevation myocardial infarction: the elderly population.** P702
R. Costa Rodrigues, S. Madeira, R.C. Teles, G. Rodrigues, P.J. Sousa, N. Vale, L. Raposo, P. Goncalves, M. Almeida, M. Mendes (Funchal and Carnaxide, PT)
- Prognostic impact of hemodynamic factors, Syntax Score and residual Syntax Score in cardiogenic shock.** P703
M. Varpula, R.S. Rosello, I. Tierala, J. Lassus, A. Sionis, V.-P. Harjola (Helsinki, FI; Barcelona, ES)

Databases, Registries and Surveys

- Enhancement of cardiology referral forms in a district general hospital - a service improvement initiative. P704
S.N. Paterson, G. Hegarty (Maidstone, GB)
- Acute coronary syndrome management in Kazakhstan. P705
S. Abseitova, A. Baygenzhin, S. Kairbekova, R. Kabykenova (Astana, KZ)
- Personality traits: cardiologists compared to cardiothoracic surgeons. P706
K. Mohee, A. L. Clark, R. Anderson, J. Zhang, S.B. Wheatcroft, M. Loubani, J. G. Cleland (Hull, Leeds and London, GB)
- Temporal changes in the management of ACS patients over the years, Egyptian experience. P707
H. Bahaa, W. Ammar, A. Magdy, S. Ghareeb (Cairo, EG)
- 15 years - Is there a change in risk factor profile for STEMI patients over time in a city wide registry? P708
J.-U. Roehnisch, B. Maier, S. Behrens, R. Schoeller, H. Schuehlen, H. Theres (Berlin, DE)
- Gender differences in the clinical characteristics of patients with mechanical complications following acute myocardial infarction. P709
Y. Ishikawa, T. Itoh, Y. Koeda, Y. Morino, T. Mizutani, J. Ako, M. Nakano, M. Sakuma, T. Komatsu, H. Yoshino (Morioka, Sagami-hara, Isehara, Mibu, Koshigaya City and Mitaka, JP)
- Regionalizing STEMI receiving center within a metropolitan city shorten Ischemic Time: data collected from iSTEMI pilot project. P710
D. Juzar, F. Isman, S. Suridanda, D. Tobing, D. Ariwibowo, R. Dewayani, A. Priyana, D. Firman, S. Soerianata (Jakarta, ID)
- Is it appropriate to use invasive/interventional therapies in older patients with acute heart disease? P711
E. Garcia Piney, C. Lugo Godoy, M.J. Garcia Sanchez, F. Martin Herrero, P. Pabon Osuna, P.L. Sanchez Fernandez (Salamanca, ES)

General intensive care

- Prognostic implications of automated pupillary evaluation in a cardiac intensive care setting. P712
C. Illum, S.C. Wiberg, C. Hassager, M.G. Lindholm, S. Boesgaard, J. Kjaergaard (Copenhagen, DK)
- Clinical characteristic of patients with cancer and acute coronary syndrome. P713
G. Piotrowski, K. Pszonicka, P. Strzelecki, K. Czajkowska, P. Gworys (Lodz, PL)
- Mechanical ventilation in acute coronary syndromes. P714
F. Francisco Aparicio, A. Espinola-Pardo, M.J. Cristo-Ropero, A. Izquierdo-Bajo, M. Cassani-Garza, A.D. Ruiz-Duthil, M.A. Perez-Rodriguez, M. Almenro-Delia, J.C. Garcia-Rubira, R. Hidalgo-Urbano (Seville, ES)
- Acute coronary syndrome in the elderly: different perspectives over three decades. P715
R. Costa Rodrigues, A. Correia, M. Neto, M.G. Serrao, S. Gomes, B. Silva, N. Santos, G. Caires, A.C. Alves, D. Pereira (Funchal, PT)
- Influence of selected clinical factors on prognosis in patients treated with moderate therapeutic hypothermia. P716
R. Kowalik, A. Scibisz, L. Koltowski, E. Szczerba, K.J. Filipiak, G. Opolski (Warsaw, PL)
- Coronary care units organized as level 1 of care intensity: typology and intrahospital outcome. P717
E. Salvetti, F. Bonechi, F. Calabro', F. Spezia, F. Mazza, A. Cecchi, A. Monopoli, M. Sansoni (Empoli, IT)
- Targeted temperature management in cardiovascular disease complicated by cardiac arrest. P718
M. Gorecka, A. Hanley, F. Burke, P. Nolan, J. Crowley (Galway, IE)

Interventional Cardiology

- Comparison between complete revascularization in primary percutaneous coronary intervention versus culprit-only revascularization. P719
W. Omar Md, H. Elatroush Md, A. Mowafi Md, K. Mashhour Md, H. Elghawaby Md Fesc (Elgiza, EG)
- Predictors of cardiogenic shock after transcatheter aortic valve implantation. P720
J.G. Almeida, P. Fonseca, D. Caeiro, A. Rodrigues, P. Braga, J. Ribeiro, L. Vouga, V. Gama (Porto and Oporto, PT)
- Two faces of Wellens syndrome. P721
S. Abdel Samad, K.M. Mahmoud, O.I. Elbahy, M.A. Zaki (Alexandria, EG)
- Polish Drug Eluting Stent technology performance in real-world practice of PCI, subanalysis from Katowice-Zabrze Registry. P722
B. Morawiec, D. Kawecki, J. Dola, W. Wanha, G. Smolka, A. Pluta, K. Marcinkiewicz, A. Ochala, E. Nowalany-Kozielecka, W. Wojakowski (Zabrze and Katowice, PL)
- Prospective study of contrast induced nephropathy among patients undergoing in the cardiac catheterization laboratory in a tertiary hospital centre. P723
N. Shuka, E. Petrela, E. Hasimi, J. Lazaj, J. Dragoti, A. Kristo, L. Simoni, J. Karanxha, S. Kabili, A. Goda (Tirana, AL)
- Three decades of acute coronary syndromes: what has changed? P724
A. Correia, R. Rodrigues, B. Silva, M. Neto, D. Pereira (Funchal, PT)

Monday 19 October 2015

MORNING POSTERS

Myocardial and pericardial diseases

- Left internal mammary artery puncture as a complication of subxyphoid pericardiocentesis. P725
Z. Babic, M. Pavlov, N. Bulj, V. Kalousek, I.D. Gabric, D. Planinc (Zagreb, HR)
- Predictors of cardiogenic shock in Takotsubo cardiomyopathy: a portuguese multicenter study. P726
P. Magalhaes, N. Marques, C. Lourenco, K. Domingues, A.R. Almeida, B. Marmelo, J. Almeida, B. Picarra, R. Lima, O. Azevedo (Vila Real, Faro, Penafiel, Santarem, Lisbon, Viseu, Vila Nova de Gaia, Evora, Viana do Castelo and Guimaraes, PT)
- Left ventricular circumferential and radial two-dimensional strain analysis in patients with hypertrophic cardiomyopathy: Correlation with cardiovascular events. P727
R.I.M. Ben Said, A.M.I.R.A. Zaroui, S. Smaali, M. Ben Halima, N. Khedher, A. Farhati, M.S. Mourali (Tunis, TN)
- Predictors of atrial fibrillation in takotsubo cardiomyopathy: muticentre study. P728
S. Leao, N. Marques, C. Lourenco, K. Domingues, A.R. Almeida, B. Marmelo, J. Almeida, B. Picarra, R. Lima, O. Azevedo (Vila Real, Faro, Penafiel, Santarem, Almada, Viseu, Vila Nova de Gaia, Evora, Viana do Castelo and Guimaraes, PT)
- Do patients with Takotsubo cardiomyopathy presenting with ST-segment elevation in the ECG have a poorer prognosis? A Portuguese multicentre study. P729
B. F. Lourenco Marmelo, I. Cruz, D. Bento, K. Domingues, C. Lourenco, L. Teles, P. Magalhaes, B. Picarra, E. Correia, O. Azevedo (Viseu, Almada, Faro, Santarem, Penafiel, Coimbra, Vila Real, Evora and Guimaraes, PT)
- Radial and Circumferential left ventricular Strain analysis in hypertrophic cardiomyopathy. P730
R.I.M. Ben Said, A.M.I.R.A. Zaroui, S. Smaali, M. Ben Halima, N. Khedher, A. Farhati, M.S. Mourali (Tunis, TN)
- Tako-Tsubo syndrome: value of cardiac magnetic resonance in diagnostic confirmation. P731
M. J. Corbi-Pascual, J. Navarro-Cuartero, D. Prieto-Mateos, J.G. Cordoba-Soriano, M.I. Barrionuevo-Sanchez, C. Llanos-Guerrero, G. Gallego-Sanchez, C. Ramirez-Guijarro, J. Jimenez-Mazuecos, C. Lafuente-Gormaz (Albacete, ES)

Non invasive imaging - Echocardiography, CMR, CT and Nuclear Techniques

- Diagnostic value of myocardial hypoenhancement in patients with unstable angina and non-ST segment elevation myocardial infarction. P732
N. Barysheva, I.N. Merkulova, M.S. Shabanova, S.A. Gaman, T.N. Veselova, T.S. Sukhinina, M.A. Shariya (Moscow, RU)
- Computed tomography characteristics of coronary lesions, subsequently resulting in adverse cardiac events. P733
N. Barysheva, I.N. Merkulova, M.S. Shabanova, S.A. Gaman, T.N. Veselova, T.S. Sukhinina, M.A. Shariya (Moscow, RU)
- Assessment of natural changes in plaque composition by multidetector computed tomography. P734
N. Barysheva, I.N. Merkulova, M.S. Shabanova, S.A. Gaman, T.N. Veselova, T.S. Sukhinina, M.A. Shariya (Moscow, RU)
- The myocardial contractility and hibernation in patients with acute coronary syndrome: value of ivabradine. P735
G. Chngryan, T.M. Solomenchuk, N.A. Slaba, V.V. Protsko (Lviv, UA)
- Relationship of diastolic function and maximal exercise capacity among patients with low risk for coronary artery disease: a retrospective cross-sectional study. P736
M.T. Bayuga, R.E. Ramboyong (Pasig, PH)
- Total isovolumic time and the systo-diastolic interaction in cardiothoracic ICU. P737
G. Tavazzi, A. Barradas-Pires, A. Duncan, D. Gibson, S. Price (Pavia, IT; Barcelona, ES; London, GB)
- Myocardial infarction and non-obstructed coronary arteries: the incremental value of cardiac magnetic resonance. P738
J. Lujan Valencia, P.C.P. Pedro Caravaca Perez, M.C.M. Marinela Chaparro Munoz, A.G.G. Alberto Garcia Guerrero, M.B.C. Michel Butron Calderon, K.M.R. Kristel Medina Rodriguez, E.B.P. Emilia Blanco Ponce, A.R.D. Ana Ruiz Duthil, A.R.M. Alejandro Recio Mayoral (Sevilla, ES)
- Cardioembolic profile in patients with ischemic stroke: clinical and echocardiographic findings. P739
M. Rodrigues Neto, R. Rodrigues, A. Correia, A. Spinola, M. Rodrigues, E. Henriques, M. Gomes Serrao, R. Freitas, A. Drumond Freitas, D. Pereira (Funchal, PT)

Risk Stratification

- Rationale and design of The POP-HT study: Development and validation of a risk scoring model to predict net adverse cardiovascular outcomes after CABS in patients with hypertension. P740
P. Mitrovic, B. Stefanovic, M. Radovanovic, N. Radovanovic, D. Rajic, G. Matic, R. Lasica, A. Novakovic, N. Mijic, Z. Vasiljevic (Belgrade, RS)
- The POP-HT score for prediction of acute myocardial infarction expression in hypertensive patients after coronary artery bypass surgery; A substudy of the POP-HT study. P741
P. Mitrovic, B. Stefanovic, M. Radovanovic, N. Radovanovic, D. Rajic, G. Matic, R. Lasica, A. Novakovic, N. Mijic, Z. Vasiljevic (Belgrade, RS)

- Rationale and design of The POP-HT study: Development and validation of a risk scoring model to predict net adverse cardiovascular outcomes after CABS in patients with hypertension. P742
P. Mitrovic, B. Stefanovic, M. Radovanovic, N. Radovanovic, D. Rajic, G. Matic, R. Lasica, A. Novakovic, N. Mijic, Z. Vasiljevic (Belgrade, RS)
- The POP-HF score for prediction of acute myocardial infarction expression in patients with heart failure after coronary artery bypass surgery: A substudy of the POP-HF study. P743
P. Mitrovic, B. Stefanovic, M. Radovanovic, N. Radovanovic, D. Rajic, G. Matic, T. Jozic, A. Novakovic, N. Mijic, Z. Vasiljevic (Belgrade, RS)
- Rationale and design of The POP-HF study: Development and validation of a risk scoring model to predict net adverse cardiovascular outcomes after CABS in patients with heart failure. P744
P. Mitrovic, B. Stefanovic, M. Radovanovic, N. Radovanovic, D. Rajic, G. Matic, T. Jozic, A. Novakovic, N. Mijic, Z. Vasiljevic (Belgrade, RS)
- Validation of a new score for predicting the need for mechanical ventilation in patients with acute coronary syndrome. P745
F. Francisco Aparicio, C. Gonzalez-Matos, L. Madrona-Jimenez, E. Blanco-Ponce, K. Medina-Rodriguez, M.A. Perez-Rodriguez, A. Espinola-Pardo, A. Recio-Mayoral, J.C. Garcia-Rubira, R. Hidalgo-Urbano (Seville, ES)
- Value of electrocardiographic strain pattern in children and adolescents with end stage renal disease. P746
L. Maghawry, A. E. Salama, M. M. Alzaki, A. A. Atya, D. M. Tawfek (Zagazig, EG)
- Acute coronary syndromes: 3 decades.. 3 perspectives. P747
A. Correia, R. Rodrigues, M. Neto, B. Silva, D. Pereira (Funchal, PT)
- Crusade score - what impact. P748
A. Correia, R. Rodrigues, B. Silva, M. Neto, D. Pereira (Funchal, PT)
- Comparison of the HEART and GRACE risk stratification tools in predicting significant coronary artery disease in patients presenting with non ACS chest pain to the emergency department. P749
O.E. Amoran, R.B. Pharithi, S. Ingram, N. Kelly (Dublin, IE)
- ST-elevation myocardial infarction - ACS**
- Complete revascularization in second time or not in multivessel patients undergoing primary angioplasty. Introduction: In recent years the publication of several studies on the impact of multiple or P750
M.I. Barrionuevo Sanchez, J.G. Cordoba Soriano, J. Jimenez Mazuecos, A. Gallardo Lopez, A. Gutierrez Diez, J. Navarro Cuartero, M.J. Corbi Pascual, G. Gallego Sanchez, D. Prieto Mateos, D. Melehi El Assali (Albacete, ES)
- A New Risk Stratification Score for Assessment of Inhospital Mortality in Patients with Left Main Acute Coronary Syndrome. P751
T. Itoh, T. Iida, F. Tanimura, K. Takahashi, H. Nakamura, S. Nakajima, M. Nakamura, Y. Morino (Morioka, JP)
- Istanbul primary percutaneous coronary intervention study (I-PCI study): P752
A. Oncul, S. Emet, A. Elitok, I. Onur, M. Sezer, S. Umman, T. Goren, M. Ozcan, F. Mercanoglu, H. Oflaz (Istanbul, TR)
- Long-term clinical outcomes after primary angioplasty for acute myocardial infarction: role and impact of baseline renal failure. P753
S. Colangelo, R. Garbo, G. Boccuzzi, F. Ugo, S. Ariotti, M. Valgimigli (Turin, IT; Rotterdam, NL)
- Results of coronary angiography (culprit artery situation) in STEMI patients undergoing pharmacoinvasive strategy. The BIHOTZEZ registry. P754
A. Tramullas, A. LomaOsorio, J. Vaquero, A. Castaneda, A. Torres, J. Artaetxeberria, M. Telleria, A. Andres, J.R. Rumoroso, R. Blanco (Vitoria, Donostia and Bilbao, ES)
- A Quality of Life Questionnaires Study Comparing Medium-term Outcome of Facilitated PCI Versus Primary PCI in STEMI Patients. P755
A. Scafa Udriste, L. Calmac, V. Bataila, C.I. Zaharescu, B. Dragoescu, O. Tautu, G.P. Tatu Chitoui, M. Dorobantu (Bucharest, RO)
- Are patients with chronic aspirine therapy a subgroup at highest risk in the context of STEMI undergoing primary PCI? P756
J. Navarro Cuartero, J.G.C.S. Juan Gabriel Cordoba Soriano, J.J.M. Jesus Jimenez Mazuecos, M.J.C.P. Miguel Jose Corbi Pascual, M.I.B.S. Maria Isabel Barrionuevo Sanchez, D.P.M. Daniel Prieto Mateos, G.G.S. Gonzalo Gallego Sanchez, S.C.N. Sofia Calero Nunez, C.R.J. Cristina Ramirez Guijarro, C.L.G. Cristina Llanos Guerrero (Albacete, ES)
- Percutaneous interventions and mortality in octogenarian STEMI patients: a single center experience. P757
N. Gotcheva, A. Alexandrov, E. Trendafilova, H. Mateev, A. Bankova, G. Vladimirov, E. Kostova, I. Petrova (Sofia, BG)
- Prognostic impact of renal failure in patients undergoing primary angioplasty for STEMI. P758
J.G. Cordoba Soriano, J. Navarro Cuartero, J. Jimenez Mazuecos, M.I. Barrionuevo Sanchez, G. Gallego Sanchez, F.M. Salmeron Martinez, M.J. Corbi Pascual, S. Calero Nunez, C. Ramirez Guijarro, D. Prieto Mateos (Albacete, ES)

Monday 19 October 2015


MORNING POSTERS

- Temporal trends from a metropolitan STEMI Registry (2003-2009): Patients characteristics, delay times and long-term mortality. P759
B. Jaeger, S. Farhan, M. Rohla, G. Christ, W. Schreiber, A. PodczecSchweighofer, F. Weidinger, T. Stefenelli, G. Delle-Karth, K. Huber (Vienna, AT)
- ST elevation myocardial infarction as a first coronary event in the elderly: genetics or lifestyle? P760
R. Costa Rodrigues, A. Correia, M. Neto, M.G. Serrao, S. Gomes, B. Silva, N. Santos, G.Caires, A.C. Alves, D. Pereira (Funchal, PT)
- Are diabetics with acute myocardial infarction less painful? Data from an observational registry. P761
C. El Khoury, S. Charreyre, E. Flocard, M. Bischoff, P. Serre, E. Bonnefoy (Vienne, Lyon and Bourg en Bresse, FR)
- Gender and secondary prevention after myocardial infarction. Still no equal. P762
C. El Khoury, M. Bischoff, E. Flocard, N. Eydoux, A. Peiretti, P. Serre, E. Bonnefoy (Vienne, Bourg en Bresse and Lyon, FR)
- After eightys.. the differences 30 years apart. P763
A. Correia, B. Silva, R. Rodrigues, M. Neto, D. Pereira (Funchal, PT)
- Radial approach and door-to-balloon time in patients with STEMI undergoing primary PCI. P764
R. Montisci, R. Floris, M. Cadeddu, G. De Candia, G. Lai, R. Pirisi, M. Ruscazio, L. Meloni (Cagliari, IT)
- Hospital Registry for Acute Coronary Syndrome in Serbia: management practices and hospital outcome during five-year period from 2007 to 2011. P765
Z. VasiljevicPokrajcic, G. Krljanac, N. Mickovski, I. Cvorovic, M. Asanin, B. Stefanovic, D. Rajic, N. Radovanovic, A. Karadzic, A. Milosevic (Belgrade, RS)
- Pre-hospital thrombolysis and transfer achieves optimal outcomes in st-segment elevation myocardial infarction despite large transport distances - a regional australian experience (PURE registry). P766
A. A. Khan, A.J. Boyle, P. Fletcher, L. Savage, T. Williams (Newcastle, AU)
- The prognostic value of admission mean platelet volume to platelet count ratio (MPV/Plt) in ST-segment elevation myocardial infarction undergoing primary percutaneous coronary intervention. P767
I. Bolat, H. Pusuroglu, O. Akgul, H.A. Cakmak, U. Somuncu, S.O. Ozyilmaz, V. Ornek, M. Gul (Fethiye, Istanbul and Rize, TR)
- Non ST-elevation myocardial infarction - ACS**
- Mortality trends in patients admitted with acute myocardial infarction managed with initial conservative strategy. P768
K. Naeem, T. Mahmoud, N. Abdulrazzaq (Dubai, AE)
- Predictors of Absence of Revascularization in Non-ST-Segment Elevation Acute Coronary Syndromes: The Risk Stratification Paradox. P769
J. Carmo, J. Ferreira, J. Brito, C. Aguiar, R.C. Teles, P. Goncalves, L. Raposo, H.M. Gabriel, M. Almeida, M. Mendes (Lisbon, PT)
- Presenting symptoms in type 1 vs. type 2 myocardial infarction: a prospective study. P770
L. Saaby, L. Sarkisian, T.S. Poulsen, J. Hallas, A.C.P. Diederichsen, O. Gerke, S. Hosbond, T.B. Larsen, K. Thygesen, H. Mickleby (Odense, Aalborg and Aarhus, DK)
- Impact of revascularization on outcome after acute coronary syndrome among elderly patients in the era of new generation coronary stents. P771
K. Blanchart, M. Couedel, N. Azzoug, L. Bobillo, M. Benjelloun, J. Wain-Hobson, V. Roule, R. Sabatier, P.U. Milliez, F. Beygui (Caen, FR)
- High sensitive cardiac troponin T in low risk profile acute coronary syndrome. P772
B. Morawiec, M. Tapponnier, J.O. Prior, S. Fournier, J.F. Iglesias, O. Boulat, D. Bardy, E. Eeckhout, O. Hugli, O. Muller (Zabrze, PL; Lausanne, CH)
- Isolated right ventricular myocardial infarction in a patient with sleep apnea. P773
G. Baltat, I. Manitiu, G. Eminovici (Sibiu, RO)
- Sustained ventricular tachycardia associated with worse short-term prognosis in patients with NSTEMI-ACS undergoing successful early PCI. P774
F. Cordeiro, S. Leao, P. Magalhaes, C. Ferreira, A. Baptista, A. Ferreira, P.S. Mateus, J.I. Moreira (Vila Real, PT)

Sudden death / resuscitation

- Why we don't cool? Implementation of therapeutic hypothermia in Polish intensive cardiology units.** P775
L. Koltowski, K. Malesa, M. Tomaniak, D. Puchta, J. Stepinska, B. Sredniawa, R. Kowalik, G. Karpinski, G. Opolski (Warsaw and Zabrze, PL)
- How long should we wait to assess neuron-specific enolase in patients with sudden cardiac death?** P776
J. Sans Rosello, A. Duran Cambra, M. Vila Perales, M. Sanchez Martinez, J.I. Llao Ferrando, P. Jorda Burgos, E. Fernandez Peregrina, A. Sionis (Barcelona, ES)
- Which the best cut off point for neuron-specific enolase in patients with sudden cardiac death?** P777
J. Sans Rosello, M. Vila Perales, J.I. Llao Ferrando, A. Duran Cambra, M. Sanchez Martinez, P. Jorda Burgos, E. Fernandez Peregrina, A. Sionis (Barcelona, ES)
- NT-proBNP is not correlated with hemodynamic parameters in comatose OHCA-patients.** P778
M.F. Frydland, J. Kjaergaard, J. Hartvig Thomsen, J. Bro-Jeppsen, C. Hassager (Copenhagen, DK)
- Correlation between somatosensory evoked potentials and neurological outcome and in-hospital mortality in patients undergoing therapeutic hypothermia after a cardiac arrest.** P779
C. Llanos-Guerrero, M. J. Corbi-Pascual, M.I. Barrionuevo-Sanchez, G. Gallego-Sanchez, J.G. Cordoba-Soriano, I. Lopez-Neyra, C. Ramirez-Guijarro, S. Calero-Nunez, J. Jimenez-Mazuecos, C. Lafuente-Gormaz (Albacete and Hellin, ES)
- Clinical outcomes of cardiopulmonary resuscitation of cardiac arrests inside the intensive care unit.** P780
Y. S. Nassar, S. Fathy, A. Gaber, M. S. Mokhtar (Cairo, EG)
- Post-ROSC ECG: really an accurate predictor of coronary artery disease in out-of-hospital cardiac arrest patients?** P781
R. Belfiore, S. Rakar, S. Scapol, V. Antonaglia, V. Campanile, A. Perkan, G. Vitrella, A. Salvi, G. Sinagra (Trieste, IT)

LIST OF SESSIONS



ORAL ABSTRACT SESSIONS **PAGE NUMBER**

Rapid Fire "Best Abstracts and Innovations"	23
Young Investigators Award Session	41

CLINICAL CASES **PAGE NUMBER**

Management of arrhythmias	39
Hot topics in acute cardiovascular care.	
Learning from images and cases	56

DEBATE SESSIONS **PAGE NUMBER**

Optimal choice and timing of antithrombotic therapy in ACS	36
Challenges in coronary reperfusion in STEMI	54

HOW-TO SESSIONS **PAGE NUMBER**

ACCA SCHOOL: renal replacement	19
ACCA SCHOOL: invasive ventilation: basics introduction to mechanical ventilation	20
Friend or foe: troponin elevation	20
Update in ST-elevation myocardial infarction	21
Update in NSTEMI-ACS	23
Diagnostic tools in the management of acute heart failure	36
Update in cardiac shock	36
Update in cardiac arrest	37
Preparatory session for the ACCA certification exam	54
Acute management of atrial fibrillation: how, when, why	55

MEET THE EXPERTS **PAGE NUMBER**

Acute cardiovascular care in the elderly	19
Management of deep venous thrombosis/pulmonary embolism	37
Developments in non-STEMI	37

POSTER SESSIONS **PAGE NUMBER**

Moderated Poster Session 1: acute heart failure, cardiac shock, SCD	22
Poster Session 1	24
Poster Session 2	30
Moderated Poster Session 2: acute coronary syndromes (STEMI, Non-STEMI)	40
Poster Session 3	42
Poster Session 4	48
Moderated Poster Session 3: biomarkers, risk stratification, miscellaneous	55
Poster Session 5	57

SATELLITE SYMPOSIUM **PAGE NUMBER**

Ultra high sensitive biomarkers: stress test rule out and identification of acute cardiovascular events	20
Acute heart failure - Time to think beyond symptoms - Diagnosis and treatment decision making for improved outcomes	38
Acute coronary care in patients on chronic anticoagulation	38

SPECIAL EVENTS **PAGE NUMBER**

Inaugural Session	23
ACCA General Assembly	55

SPECIAL SESSIONS **PAGE NUMBER**

ACCA Research Prize	21
Highlights from Acute Cardiovascular Care 2015 & Closing Ceremony	56


SYMPOSIUM **PAGE NUMBER**

Neurologic emergencies and acute cardiac care	19
End-stage heart failure	19
Non coronary emergencies in acute cardiovascular care	19
Emergency medicine pre vs in-hospital	20
Unmet needs in medical therapies for atrial fibrillation	21
Cardiac arrest in the modern era	21
Non invasive point of care imaging in acute cardiovascular care	22
Acute coronary syndromes in special populations	22
Is there a role for platelet reactivity testing in patients with CAD treated with P2Y12 inhibitors?	36
Organ dysfunction in acute heart failure	37
Pre-hospital management of ACS	38
Acute heart failure in special situations	39
Arrhythmias in acute cardiovascular care	39
Risk and management of bleeding in ACS	40
Controversies in the management of cardiogenic shock	40
Inflammation and atherothrombosis in ACS	41
Gender-specific issues in acute cardiovascular care	54
Innovations in acute heart failure	54
Recent developments in acute aortic syndromes	55
Pregnancy and acute cardiovascular care	56

INDEX OF CHAIRPERSONS

PERSON	PAGE NUMBER	PERSON	PAGE NUMBER
Ahrens Ingo	21,41	Lettino Maddalena	23,36,54
Anker Stefan	37	Lip Gregory Y H	37,38
Barrabes Jose A	41,54	Magdy Ahmed	37
Beygui Farzin	38	Mair Johannes	55
Bonnefoy-Cudraz Eric	41	Mimoso Jorge M Vieira	40
Bueno Hector	21,23,37	Moeckel Martin	20,38
Casadei Barbara	41,55	Morais Joao	36,55
Danchin Nicolas	40	Mueller Christian Eugen	20,39,54,55
Darius Harald	22	Nikolaou Nikolaos	21
De Luca Leonardo	22	Parkhomenko Alexander	37
Eisenburger Philip	20,22	Poess Janine	36
Gale C.P.	54	Price Susanna	39,54
Gargani Luna	56	Roffi Marco	19,23
Gasparovic Vladimir	19,36	Rubini Gimenez Maria	56
Geppert Alexander	40	Schiele Francois	21,36,39,41
Gevaert Sofie	54	Schuehlen Helmut	37
Goldstein Patrick	20	Serpytis Pranas	39,54
Grander Wilhelm	19	Sitzwohl Christian	19,21
Halvorsen Sigrun	40	Sousa Uva Miguel	55
Hasin Yonathan	19	Stepinska Janina	56
Held Claes	23	Swahn Eva	56
Henry Patrick	22	Tubaro Marco	19
Holfeld Johannes	41	Vasques-Novoa Francisco	21
Huber Kurt	21,23,36,38	Viana Tejedor Ana	21
Jaffe Allan	20	Vranckx Pascal	23,37,40,55
Keren Gad	36	Vrints Christian Joseph Marie	19
Khoury A.	39	Walker David Michael	22
Kristensen Steen Dalby	19,36,54	White Mary	20
Krychtiuk Konstantin A	37	Zahger Doron	19,23,39,41
Lang Irene Marthe	41,54	Zeymer Uwe	21,41
Leclercq Christophe	39	Zima Endre	40

INDEX OF SPEAKERS



PERSON	FINAL PROGRAMME NUMBER
Anker S. D.	363
Atienza Fernandez F.	356, 367
Badimon L.	386
Barrabes J. A.	642
Beigel R.	332
Beygui F.	45
Bonello L.	321
Bossaert L. L.	36
Bueno H.	313, 346, 6, 60, 79, 84, 85
Cappato R.	658
Carbucicchio C.	364, 637
Cleland J. G. F.	320, 9
Cosyns B.	62
Crea F.	13
Danchin N.	358
Darius H.	2, 32
D'Armini A.	340
Delle-Karth G.	47, 664
Di Somma S.	347
Dudek D.	631, 7
Evangelista Masip A.	652, 666
Fuernau G.	343
Gargani L.	318
Geppert A.	10
Gershlick A. H.	629
Gevaert S.	335, 58, 641
Giannitsis E.	5
Goette A.	354
Goldstein P.	339, 46
Goliasch G.	663
Graf T.	341
Gruber A.	4
Halvorsen S.	359
Hassager C.H.	37, 665
Held C.	314
Hu T.	41
Huber K.	351, 353, 655, 77, 81
Jaffe A.	34
Kautzner J.	633, 657
Keren G.	634
Kornowski R.	628
Kristensen S. D.	379
Lang I. M.	325, 337
Lang W.	1
Leto R.	370
Lettino M.	57, 636, 84
Lev E.	324
Lewalter T.	366
Lindahl B.	17
Lip G. Y. H.	3, 33, 352, 355

PERSON	FINAL PROGRAMME NUMBER
Loewe C.	656
Lopez De Sa Y Areses E. A.	319, 38
Mahla E.	323
Mair J.	20, 317
Marber M. S.	28, 29
Masip J.	333
Maurer G.	362
Mebazaa A.	334, 360, 632
Moeckel M.	331, 345, 348
Morais J. A. C.	378
Mueller C. E.	19, 25, 26, 27, 75
Neskovic A. N.	63
Noc M.	23, 35
Nuernberg M.	31, 365
Olivecrona G.K.	342
Pinto F. J.	80
Postma S.	24, 357
Presbitero P.	662
Price S.	327, 336, 385, 61, 640
Roffi M.	330, 361, 653
Roos-Hesselink J. W.	660
Rossini R.	381
Schiele F.	329
Schober A.	21
Schoos M.	368
Schuehlen H.	316
Sechtem U.	654
Seferovic P.	661
Shimony A.	338, 64
Sibbing D.	322
Sionis A.	383
Sousa Uva M.	14
Speidl W. S.	344
Stepinska J.	15, 380
Stuehlinger M.	22
Swahn E.	638
Thiele H.	328, 384, 48
Thygesen K.	18
Van de Werf F.	82
Van der Horst I.C.C.	326, 382
Vischer A.	369
Vorlat A.	12
Vrints C. J. M.	651, 78
Walker D. M.	8
Windecker S.	16, 59
Wojta J.	387
Zahger D.	639
Zeymer U.	315, 76
Zimpfer D.	11, 635


INDEX OF AUTHORS

PERSON	FINAL PROGRAMME NUMBER
Abaecherli R.	376, 396, P275, P296
Abawi M.	P191
Abd El Bary A.B.	P448
Abd El-Aziz A.	P413
Abd Elbary A.	P449
Abdallah T.	P136
Abdel Samad S.	P721
Abdelaliem S. M.	P434
Abdel-Dayem K.	P172
Abdelghany M. M.	P615
Abdellah A.T.A.	P521
Abdul F.B.	P522
Abdulrazzaq N.	P472, P473, P768
Abid D.	P592
Abid L.	P592, P593
Abitabile M.	P467
Ablasser K.	P307
Aboal J.	50, P138, P485, P500, P610, P611, P623, P624
Abolmasov O.M.	P209
Abo-Zaid W.	P165
Abramczyk P.	P526
Abreu L.	P186
Abseitova S.	P705
Abu-Rizq J.	P544
Accadia M.	P467
Achan V.	P488
Achenbach S.	P464
Acosta-Velez J.G.	P299
Adamyán K.G.	P684
Adrega T.	P119, P154, P537
Adrega T.	P267, P268
Affatatto S.	P182
Afonso Nogueira M.	P169
Agudelo Montanez V.	P253
Agudo Quilez P.	P455
Aguiar C.	P769
Aguiar J.	P461, P617, P618
Aguiar Rosa S.	P168, P169, P541
Ahmadi Tafti S.H.	P227
Ahmadi Tafti S.M.	P227
Ahmed A.	P140
Ahmed G.S.	P535
Ahrens I.	390, P122
Aiolfi A.	P681
Akgul O.	P767
Ako J.	P697, P709
Al Rezk F.	P126, P127, P498
Al Rezk M.	P126, P127, P498
Al Taaban H.S.	P286, P297

PERSON	FINAL PROGRAMME NUMBER
Albaz M.	P466
Alberto Garcia Guerrero A.G.G.	P738
Albornoz F.	P182
Albuquerque A.	P186, P596
Albusoiu L.	P252
Alcalai R.	P231
Aldous S.	647, P497
Alejandro Recio Mayoral A.R.M.	P738
Alekseenko A.	P215, P95
Aleksic I.	P164, P416
Alexandrov A.	P206, P757
Ali S.	P405
Ali T.	P604, P688
Alkan H.	P574
Al-Maimoony T.	P167, P489, P530
Almeida A.	56
Almeida A.R.	P105, P568, P726, P728
Almeida H.	P674, P676
Almeida I.	P153, P283, P513, P533, P540, P612
Almeida J.	56, P105, P568, P726, P728
Almeida J.G.	P720
Almeida M.	71, P490, P491, P567, P598, P614, P674, P676, P702, P769
Almeida Morais L.	P541
Almeida S.	P183, P184, P188
Almendro-Delia M.	P714
Al-Numair K.	P248
Alonso A.	P182
Alonso-Garcia A.	P539
Alrezk R.	P126, P127, P498
Alunni G.	P264
Alvarez Roy L.	P429
Alves A.	P475, P499
Alves A.C.	P437, P715, P760
Alzaki M.N.A.R. M.	P746
Amado J.	P113, P240, P503, P679
Amado J. M.	P109, P301, P302, P496
Amani J.	P578
Ameen O.A.	P286, P297
Ammar W.	P707
Amoran O.E.	P749
Amosova K.	P91
Amrani A.	P247
Ana Ruiz Duthil A.R.D.	P738
Ancona F.A.	P178
Anderson R.	P706

PERSON	FINAL PROGRAMME NUMBER
Andova V.	P511
Andrade R.	P212
Andrei C.	P245, P474
Andres A.	P754
Andres Fernandez A.F.	P293
Andreu-Cayuelas J.M.	P199, P94
Andron M.	P479
Androulakis E.	P563
Anstey C.	P426
Antimonova O.	P408
Antohti L.	P405
Antonaglia V.	P781
Antonio-Gonzalez M.M.	P147
Antunes H.	P186
Apostolou T.	P450
Apostolovic S.	P536, P686, P687
Appelbaum S.	P104
Aquilani R.	P671
Aragao A.A.B.	P131, P505, P506, P507, P588
Araoz O.	P287
Araujo I.	P672
Araujo R.	P119, P675
Arbel Y.	P156, P157, P158
Ardissino D.	P680
Ariotti S.	P753
Ariwibowo D.	P710
Ariza Sole A.	P223
Ariza-Sole A.	P700, P701
Armada Romero E.	P627
Armario Bel X.	P198, P424
Arnese R.	P467
Arribas F.	P579
Arribas Ynsaurriaga F.	P234
Artaetxebarria Zuazo J.J.	P597
Artaetxeberria J.	P754
Asanin M.	P166, P765
Ascencio Lemus M.	P429
Ascencio Lemus M.G.	P241
Asher E.	66
Ashida T.	P571
Ashour Z.	P604, P688
Ashraf M.A.	P447
Ashraf M.	P449
Assaf M.	P126, P127, P498
Assali A.	54
Atar S.	66
Atroush H. A.	P546
Atya A.M.R. A.	P746
Audo A.	P401

INDEX OF AUTHORS



PERSON	FINAL PROGRAMME NUMBER
Auffret V.	P159
Aujesky D.	P532
Autore C.	P476
Avari P.	P462
Avram A.	P474
Avram N.	P525
Aw T. C.	649
Axelsson T.A.	P117
Axente L.	P245, P474
Ayesta-Lopez A.	P120, P135, P539
Azevedo A.I.	P141, P230, P233, P311, P694
Azevedo O.	56, P726, P728, P729
Azzoug N.	P771
Baba Hamed M.B.	P247
Babadjanov B.	P620
Babic Z.	P170, P171, P725
Bacha E.A.	394
Badosa E.	P500, P610, P611, P623, P624
Badr A. M.	P692
Baggen Santos R.	P596
Bagheri B.	74
Bahaa H.	P707
Bakr A.	P615
Baldoni S.	377
Balevski I.	P542
Ball J.C.	644
Balla I.	72, P162
Baltat G.	P773
Baneras Rius J.	P699, P299
Bankova A.	P757
Baptista A.	P774, P98
Barbarash O.	P155, P216, P95
Barbarash O.L.	P106, P149, P582
Barbarsh O.L.	P107
Bardy D.	P772
Barrabes Riu J.A.	P699, P299
Barradas-Pires A.	P253, P558, P737
Barrera Portillo M.C.	P569
Barrio Martinez P.	P115
Barrionuevo Sanchez M.I.	P607, P608, P609, P750, P758, P731, P779
Barros P.G.M.	P501, P502
Barsness G.W.	P278
Bartolini S.	377
Bartolotti M.	P409, P410
Baruteau A.-E.	394
Bary A.	P447

PERSON	FINAL PROGRAMME NUMBER
Barysheva N.	P732, P733, P734
Barysiene J.	P422
Bataila V.	P755
Battistoni I.	P414, P669
Baum A.	P468
Baumworcel L.	P514
Bavolarova M.	P312
Bayes Genis A.	P112, P424, P198
Baygenzhin A.	P705
Bayomy S.U.Z.A.N.	P163
Bayon Lorenzo J.	P130, P493
Bayrak Ozarslan B.	P244
Bayuga M.T.	P736
Beauloye C.	P228
Bednar F.	P97
Behrens S.	P285, P605, P708
Beigel R.	66, 332
Belfiore R.	P781
Belleyo Alkasem C.	P115
Belli E.	394
Belohlavek J.	P691
Beltrame F.	P436
Beltran P.	P88
Bembaron M.C.	P578
Ben Halima M.	55, 55, 55, 70, P460, P727, P730
Ben Said R.	70
Ben Said R.I.M.	55, 55, 55, P460, P727, P730
Benitez J.	P455
Benitez Peyrat J.	P446, P454, P457, P495, P561
Benito Gonzalez T.	P429
Benjelloun M.	P771
Bento A.	P617
Bento D.	P109, P113, P240, P301, P302, P496, P503, P679, P729
Bento F.	P681
Berastegui Garcia E.	P112
Berezin A.	51
Berezina T.	51
Bergsland N.	P559
Bernardi G.	643, P547
Bernat I.	P432
Besedina A.S.	P435
Beshiri A.	649
Beyer M.	P398
Beygui F.	P771
Bianchi R.M.	P269
Bianco F.	P671
Bianconcini M.	P680

PERSON	FINAL PROGRAMME NUMBER
Biava L.	P264
Bica L.	P148
Bickel C.	393, P103, P104
Bico P.	P183, P184
Bila N.V.	P209, P221
Binder C.	53
Biradar S.	P545
Bisceglia T.	P547
Bischoff M.	373, P761, P762
Bitsche M.	392
Blanchart K.	P771
Blanco F.	P182
Blanco Ponce E.	49, P745
Blanco R.	P182, P754
Blankenberg S.	393, P103, P104
Blaszczyk O.	P219, P246, P531
Bobillo L.	P771
Bobronnikova L.	P208
Bocuzzi G.	P753
Bode C.	390, P122
Bodzenta-Lukaszyk A.	388
Boeddinghaus J.	376, 396, P275, P296, P693
Boese D.	P613
Boesgaard S.	P712
Bojovski I.	P439, P511, P87
Bolat I.	P767
Boldueva S.	P271, P272, P306, P441, P92
Bonacchi M.	P407
Bonaque-Gonzalez J.C.	P199
Bonechi F.	P552, P717
Bonelli P.	391
Bonet Basiero A.	P88
Bonnefoy E.	373, P761, P762
Borges I. P.	P131, P212, P505, P506, P507, P564, P565, P587, P588, P589, P594, P595
Borrino A.	P142
Bosa Ojeda F.	P115, P236, P458, P562, P180, P423
Boscamp N.S.	394
Bosch D.	50, P138, P485, P500, P611
Bosch X.	P621
Bossa A.S.	P433, P501, P502, P529
Botelho A.	P145
Boucek T.	P691
Bouki K.	P450
Boulat O.	P772
Boutot F.	P577, P578


INDEX OF AUTHORS

PERSON	FINAL PROGRAMME NUMBER
Boyle A.J.	P766
Braga P.	P141, P720
Brand M.	P515
Brandao A.	P681
Brandao V.	P113, P240, P503, P679
Brandeburova A.	P312
Bravo-Marques R.	P179, P202, P440
Brazao M.	P251, P527
Brenan A.	P566
Breuckmann F.	P613
Brezeanu R.	P555
Brito J.	71, P490, P491, P567, P769
Brochado B.	P596, P599, P600
Bro-Jeppesen J.	P308, P309, P550, P626
Bro-Jeppsen J.	P778
Brown K.	644
Brown L.A.E.	P300
Brugada R.	50, P138, P485, P500, P623, P624
Bruguera J.	P486
Bucciarelli V.	P671
Buchinger A.	P304
Budack K.	644
Budau M.	P252
Bueno D.	P560
Bueno-Zamora H.	P120, P135, P539
Buera Surribas I.	P223
Bugetti M.	P407
Bughin F.	P125
Bulj N.	P725
Burke F.	P718
Butkute E.	P682
Butron Calderon M.	49
Byrne C.	P426
Cabestrero De Diego A.	P88
Cabiati A.	P430, P483
Cachulo M.C.	P205, P256, P504
Cade S.	P125
Cadeddu M.	P764
Caeiro D.	P141, P233, P694, P720
Caetano F.	P108, P118, P145, P153, P283, P513, P533, P540, P612
Cafaro A.	P100, P238, P484
Cahill D.	P566
Cai A.	644
Caires G.	P438, P475, P499, P715, P760
Caixal G.	P621

PERSON	FINAL PROGRAMME NUMBER
Cakmak H.A.	P767
Calabro' F.	P552, P717
Calabro' P.	P269
Calcagnile C.	P264
Calcerrada Labrador N.	P88
Calero Nunez S.	P607, P608, P609, P758
Calero-Nunez S.	P779
Calleja H.B.	P295
Calmac L.	P755
Calvert P.A.	P257
Camara Rosell M.	P112
Camarda G.	P100
Camassa N.	P484
Cambronero-Sanchez F.	P146, P175, P176, P400, P93
Camci G.	P244
Campanella A.	P401
Campanile V.	P781
Campeanu A.	P252
Campodonico J.	P430, P483
Camporini G.	P401
Campos L.	P672
Camprecios Crespo M.	P88
Cantu E.	P258
Caparovska E.	P87
Capobianco S.	P269
Cappelli Bigazzi M.	P269
Capucci A.	391, P414, P669
Carbone C.	P142
Carbucicchio C.	391
Cardim N.	P305
Carlton E.	647
Carlton E.D.	P426
Carmo J.	P491, P769
Carol Ruiz A.	P88
Carvalho D.	P113, P240, P503, P675, P679
Carvalho H.	P599, P600
Carvalho J.	P461
Carvalho J. F.	P617, P618
Carvalho R.	645, P276
Carvalho S.	P207
Casajuana Perez A.	P458, P562
Casenghi M.	P476
Cassandra M.	P504, P533, P612
Cassani-Garza M.	P714
Castaneda A.	P754
Castellant P.	P159
Castro E.	P681
Castro M.	71, P490, P491

PERSON	FINAL PROGRAMME NUMBER
Castro M.S.	P614
Cattabiani M.A.	P680
Cavozza C.	P401
Cazenave C.	P577, P578
Cecchi A.	P552, P717
Cequier Fillat A.	P223, P700, P701
Cernohous M.	P217
Chakalova T.	P203, P90
Chalbia T.	55, 55, 55, 70, P460
Chandramohan G.	P248, P249
Charfeddine S.	P593
Charreyre S.	P761
Chernousova L.	P678
Chevrier C.	P578
Chin J.	P113, P240, P503, P679
Chin J.Y.	P668
Chioncel O.	P405
Chioncel V.	P245, P474
Chmielak Z.	P452
Chngryan G.	P735
Cho J.M.	P121
Choi D.H.	73
Choi Y.J.	P668
Chopda M.	P254
Christ G.	P759
Christ M.	P515
Christophides T.	P563
Ciardello C.	P142
Cikes M.	P685
Cimburovic M.	P189
Cinconze S.	P680
Cipolletta L.	391
Cislak A.	P133
Ciurzynski M.	P463
Claeys M.J.	P228
Clark A. L.	P706
Cleland J. G.	P706
Cobos Belaustegui M.	P569
Cocchia R.	P467
Cohen Arazi H.	P549
Colangelo S.	P753
Colopi M.	P476
Coma N.	50, P138, P610, P611
Conde B.	P470
Conejos J.	P485
Congo K.	P461, P617
Connaughton M.	P300
Cookson J.	P140
Corbi Pascual M.J.	P607, P608, P609, P750, P758

INDEX OF AUTHORS



PERSON	FINAL PROGRAMME NUMBER
Corbi-Pascual M. J.	P731, P779
Cordeiro F.	P207, P289, P470, P482, P774, P98
Cordoba Soriano J.G.	P607, P608, P609, P750, P758, P731, P779
Corrado D.	P125
Correia A.	P251, P437, P438, P475, P499, P527, P548, P580, P715, P724, P739, P747, P748, P760, P763
Correia E.	P729
Corres Peiretti M.A.	P553, P695
Cortinovis S.	P483
Cosentino N.	P430, P483
Cosme Garcia-Garcia C.G.G.	P293
Costa L.	P672
Costa M.	P145, P256, P283, P504, P533, P540, P612
Costa R.	P672
Costa Rodrigues R.	P251, P437, P527, P702, P715, P760
Costa S.	P570
Costantini E.	P549
Couedel M.	P771
Cowell R.W.	P522
Cransac F.	P125
Cristina Llanos Guerrero C.L.G.	P487, P756
Cristina Ramirez Guijarro C.R.G.	P487
Cristina Ramirez Guijarro C.R.J.	P756
Cristo-Ropero M.J.	P714
Cronberg T.	P310
Crosling B.	P497
Crowley J.	P718
Cruz Ferreira R.	P168, P169, P282, P541
Cruz I.	P729
Cuco I.	P243
Cullen L.	647, P497
Cvetkovic P.	P164, P416
Cvorovic I.	P765
Czajkowska K.	P713
Czerniuk P.	P549
Czerny M.	392
Czerwinska K.	395
Czerwinska-Jelonkiewicz K.	P512
Dabbah S.	P465, P520
Dabrowska M.	388
Dabrowski M.	395, P512
Dadalto B.	P681
Dado E.	72

PERSON	FINAL PROGRAMME NUMBER
Dalal J.	P683
Dallaa M.	P448
Damasio A.	P618
Dana A.	P300
Danek J.	P217, P218
Danenberg H.	P231
Dani S.	P683
Daniel P.	P541
Daniel Prieto Mateos D.P.M.	P487, P756
Danny S.	P581
Datler P.	P304
Dauvilliers Y.	P125
Davies W.	P523
De Candia G.	P764
De Caterina R.	P671
De Diego Soler O.	P112, P198, P424
De Jesus I.	P113, P240, P503, P679
De Jong M.M.J.	P606
De La Guerra Acebal C.	P569
De La Morena Valenzuela G.	P253, P259
De Las Heras-Gomez J.I.	P146, P174, P176, P93
De Lio L.	377
De Metrio M.	P430
De Mol B.A.J.M.	P129
De Santis F.	377
De Waha A.	P696
De Waha S.	P696
Deberardinis A.	P264
Debski A.	P452
Degoricija V.*	P518
Del Greco M.	P114
Delaunay R.	P159
Delcea C.	P670
Delgado A.	P186
Delgado J.R.	P290
Delgado Jimenez J.	P553
Delle-Karth G.	P759
Demarquet M.	373
Denham N.	P181, P415
Denisova T.	P469
Desch S.	P468, P696
Deva Bas D.B.	P293
Dewayani R.	P710
Di Lascio G.	P407
Dias A.	P141, P230, P233, P311, P694

PERSON	FINAL PROGRAMME NUMBER
Diaz Anton B.	P579
Diaz Gonzalez M.	P576
Diaz-Gonzalez L.	P135
Diederichsen A.C.P.	P770
Diez-Delgado F.	P120, P135, P539
Dimitrijevic Z.	P686
Dimitrova E.	P206
Dimitry M.	P172
Dincic Dragan D.D.	P102
Dinis P. G.	P205, P256
Dionisio P.	P618
Dipace G.	P671
Distelmaier K.	53, P211
Djokovic A.	P189
Djordjevic-Radojkovic D.	P536
Djordjevic-Radojkovic R.	P687
Dobrecky-Mery I.	P280, P281
Dobrzycki S.	P196
Dokoza Teresak S.	P518
Dola J.	P722
Dolotovskaya P.	P678
Domingues K.	56, P105, P568, P726, P728, P729
Dominguez Perez L.	P234
Dong L.L.	P397
Donic V.	P312
Dorobantu M.	P755
Doshi S. N.	P257
Dovgalevsky P.	P469
Dragoescu B.	P755
Dragoti J.	P723
Dragounova E.	P432
Drumond Freitas A.	P438, P475, P499, P739
Du R.X.	P583
Duarte R.	P183, P184, P188
Duarte T.	P255
Dudek D.	395
Duerschmied D.	P122
Duflos C.	P406
Duka A.	72, P162
Duncan A.	P737
Dungen H.D.	P687
Duplyakov D.V.	P292
Duran Cambra A.	P776, P777
Dzhioeva O.	P261
Dzikowska-Diduch O.	P463
Dzudovic Boris D.Z.B.	P102
Eeckhout E.	P772
Ehara M.	P86


INDEX OF AUTHORS

PERSON	FINAL PROGRAMME NUMBER
Ehsan Khan E.	P204
Eissa A. A. A. S.	P161
Eitel C.	P468
Eitel I.	P468, P696
El Beih A.	P521
El Eraqi A.	P521
El Ghawaby H.G.	P448
El Hawary A.	P521
El Khoury C.	373, P761, P762
Elatroush Md H.	P719
Elbahy O.I.	P721
Eldeep M.	P466
El-Dosouky I.	P152
Elghamaz A.	P140
Elghawaby H.	P449
Elghawaby Md Fesc H.	P719
El-Hamid F.	646
Elhossary H.	P604, P688
Elices Teja J.	P130, P493
Elitok A.	P752
Elizaga J.	P190
Eljaszewicz A.	388
El-Kadri M.	P442
Ellouze T.	P592, P593
Elosua R.	P486
Elsayed M.	P535
El-Sherbiny A.	P172
Emet S.	P752
Emilia Blanco Ponce E.B.P.	P738
Eminovici G.	P773
Enache V.	P670, P673
Enc N.	P574
Endo A.	P403
Eritsland J.	P298
Escobar Cervantes C.	P627
Escoda R.	65, P519
Eskandanian A.	373
Espinola Pardo A.	49, P714, P745
Espinoza D.	P287, P290
Espinoza J.	P287
Eveson L. J.	P488
Evstigneeva A. J.U.	P480
Eweda I.	P172
Eydoux N.	P762
Fageda A.	50, P138, P485, P500, P610, P611, P623, P624
Faille S.	P577, P578
Fares F.	P449
Farfan M.	P549

PERSON	FINAL PROGRAMME NUMBER
Farhan S.	P759
Farhati A.	55, 55, 55, 70, P460, P727, P730
Faria R.	P568
Faria T.	P251
Farina A.	P258
Fathy S.	P780
Faustino A.	P145
Faustino A.C.	P205, P256
Favale S.	P100, P238, P484
Fawzy H.	P413
Fedorova N.	P582
Fedotov P.	P619
Feistritz H.J.	P288
Felli A.	P235
Fengler K.	P696
Feoktistova V.	P272
Fernandes A.	P504, P513, P533, P612
Fernandez A.	P486
Fernandez Ortiz A.	P494, P551, P622
Fernandez Peregrina E.	P776, P777
Fernandez-Aviles F.	P120, P135, P190, P539
Fernandez-Gasalla A.	P558
Fernandez-Ortiz A.	P543
Fernandez-Perez C.	P543
Fernandez-Vazquez F.	P241, P429
Ferreira A.	P774
Ferreira A.M.	P305
Ferreira A.R.	P570
Ferreira C.	P774, P98
Ferreira Dos Santos L.	P186
Ferreira J.	71, P194, P195, P262, P614, P672, P769
Ferreira L.	P541
Ferreira M.	P589
Ferreira M. L.	645, 648, P276
Ferreira PP.	P587, P588, P589
Ferreira R.	P154, P194, P195, P262, P537
Ferreira R. C.	645, 648, P276
Ferreira R.	P267, P268
Ferrer Hita J. J.	P180, P236, P423, P115, P458, P562
Ferrer Sistach E.	P198
Ferrera C.	P494, P543, P551
Ferrera Duran C.	P622
Ferri L. A.	P258

PERSON	FINAL PROGRAMME NUMBER
Fidelis M.	P587, P588
Figueras-Bellot J.	P299
Filipiak K.J.	P193, P219, P246, P531, P716
Filippi E.	P159
Fiordelli I.	P303
Firdaus I.	P581
Firman D.	P710
Fischer D.	P613
Fiserova M.	P218
Flavia Duma F.V.	P273
Fletcher P.	P766
Flocard E.	373, P761, P762
Flores-Blanco P.J.	P146, P147, P174, P175, P176, P199, P400, P93, P94
Florescu M.	P555
Flori M.	391
Floris R.	P764
Fluvia P.	P500, P610, P611, P623, P624
Follero P.	P142
Fonseca C.	P672
Fonseca P.	P720
Fontes P.	P289, P470, P482
Foo D.	P185
Foreman R.	P497
Formigli D.	P269
Forster S.	646
Fort A.	P485
Fossum E.	P298
Fournier S.	P772
Franchini M.	377
Francioni M.	P414, P669
Francisco Aparicio F.	P714, P745
Franco F.	P570
Franco Gutierrez R.	P130
Franco V.	P269
Frank M.	P196
Frank S.*	P518
Franz W.M.	P288
Freire Tellado M.	P130, P493
Freitas Ferraz A.	P494, P551
Freitas P.	71, P672
Freitas R.	P251, P527, P739
Freitas-Ferraz A.	P543
Freixa X.	P621
Frentescu A.	P405
Fritsch H.	392
Fronczak A.W.	P452
Fruhwald F.	P307

INDEX OF AUTHORS



PERSON	FINAL PROGRAMME NUMBER
Frydland M.	P310
Frydland M.F.	P778
Fuernau G.	P696
Fujiwara H.	P399
Fukuhara R.	P399
Fumagalli S.	P303
Furman N.	P678
Furudono S.	P220, P431, P444, P478
Furuse Y.	P96
Fuwa T.	P403
Gaber A.	P780
Gaber R.	P163, P260
Gabric I.D.	P725
Gabriel H.	P598
Gabriel H.M.	71, P614, P769
Gagliardi J.	P182
Gago P.	P109, P301, P302, P496
Gaidarova D.	P203, P89, P90
Galas A.	P411
Gallardo Lopez A.	P750
Gallego Sanchez G.	P607, P608, P609, P750, P758, P731, P779
Gallero M.T.	649
Gallina S.	P671
Galuszka J.	P225
Gama Ribeiro V.	P141, P230, P233, P311, P694
Gama V.	P720
Gaman S.A.	P732, P733, P734
Gamba A.	P258
Gandhi A.	P683
Ganotopoulou A.	P137, P237
Gao W.	P404
Garay Melero A.	P223
Garbo R.	P753
Garcia Bermudez M.	P560
Garcia Bueno L.	P241
Garcia De Lara J.	P253, P259
Garcia Escudero A.	P182
Garcia Garcia C.	P112, P424
Garcia Gonzalez M. J.	P115, P236, P458
Garcia Martin R.	P569, P597
Garcia Piney E.	P711
Garcia Rubio J.C.	P576
Garcia Rubira J.C.	49
Garcia Sanchez M.J.	P711
Garcia-Alberola A.	P94
Garcia-Dorado D.	P299

PERSON	FINAL PROGRAMME NUMBER
Garcia-Dorado Garcia D.	P699
Garcia-Garcia C.	P198, P486
Garcia-Gonzalez M.J.	P180, P423
Garcia-Narbon A.	P146, P147, P174, P175, P400
Garcia-Rubira J.C.	P714, P745
Garjani A.	74
Garner D.	P415
Gasecka A.	P219
Gasior M.	P133, P270
Gasior Z.	P690
Gavina C.	P119
Gaviria Molinero K.	P597
Gavriliadis M.	P450
Gaykovaya L.	P272
Gelsomino S.	P606
Genc A.	P244
Gendlin G.	P261
Gensini G.F.	P606
George K.	P442
George S.	P257
Gerke O.	P770
Gerula O.	P91
Ghanayim M.	P280
Ghareeb S.	P707
Ghawaby H.	P546
Ghawaby H. A.	P447
Gheorghe A.C.D.	P421
Gheorghe G.S.	P421
Gheorghiu L.	P555
Ghiasedin A.	P227
Ghiasi S.R.	P227
Giannini I.	P303
Gibson D.	P559, P737
Gielerek G.	P411
Gierlotka M.	P133, P270
Gigena G.	P182
Gil V.	65, P519
Gili A.	P414, P669
Giorgi M.	P264
Gishto T.	P162
Glabisz W.	P425
Gluchowska B.	P242
Goda A.	P453, P723
Goena Vives C.	P569, P597
Goldberg N.	P281
Goldenberg I.	372, 66, P477
Golian M.	P229
Goliasch G.	53, 646
Goliszek S.	P463

PERSON	FINAL PROGRAMME NUMBER
Gomes S.	P251, P437, P438, P527, P715, P760
Gomes Serrao M.	P438, P475, P499, P739
Gomez Polo J.C.	P494, P551, P622
Gomez-Gomez E.	P135
Gomez-Molina M.	P146, P147, P174, P175, P176, P199, P400, P93, P94
Goncalves G.	P675
Goncalves L.	P145, P153, P205, P256, P283, P504, P513, P533, P540, P612
Goncalves M.	P141
Goncalves P.	P305, P567, P598, P614, P702, P769
Goncalves Pereira J. G.	P186
Goncalves S.	P173, P243
Goncalvesova E.	P517
Gonzaga A.	P154, P537
Gonzalez Cabeza E.	P236, P458, P562
Gonzalez Sanchez T.	P576
Gonzalez-Cabeza E.	P180, P423
Gonzalez-Costello J.	P700, P701
Gonzalez-Juanatey C.	P130, P493
Gonzalez-Matos C.	P745
Gonzalez-Saldivar H.	P135
Gonzalo Gallego Sanchez G.G.S.	P487, P756
Goodkova A.	P210, P408, P572
Gopalan Nair R.	68
Gordeeva L.A.	P149
Gordillo M.X.	P290
Gorecka M.	P718
Goren T.	P752
Gospodinov K.	P203, P89, P90
Gotcheva N.	P206, P757
Gottlieb S.	66
Goulas N.	P450
Gouzi F.	P125
Graber M.	650
Graby J.	P417
Graff C.	P626
Graffigna A.	P114
Grassi F.	P680
Greaves K.	647, P426
Greenslade J.	647
Greenslade J. H.	P497
Gregoric I. D.	P123
Griffiths H.	P300
Grigoryan S.	P200, P201, P224


INDEX OF AUTHORS

PERSON	FINAL PROGRAMME NUMBER
Grillo M.T.	P547
Grimm K.	376, 396, P275, P296, P693
Grimm M.	392, 650
Grudinina N.A.	P572
Grundmann S.	390
Guarracino F.	P559
Guberna S.	P474
Guberna S.M.	P525
Gudbjartsson T.	P117
Gudkova A.Y.A.	P573
Guedes J.	P109, P301, P302, P496
Guerra F.	391, P414, P669
Guerreiro R.	P461, P617, P618
Guerreiro S.	P614
Guerrero-Morales C.	P700, P701
Guerrero-Perez E.	P146, P147, P174, P175, P176, P400, P93
Gul M.	P767
Gunn J.	P117
Guo L.G.	P404
Gutierrez Caro R.	P429
Gutierrez Diez A.	P607, P608, P609, P750
Gutierrez Rodriguez J.	P553
Gutierrez-Ibanes E.	P190
Gworys P.	P713
Hacot J.P.	P159
Hajdusek P.	P625
Hajsl M.	P217
Halabi M.	P520
Hallas J.	P770
Halvorsen S.	P298
Hammami R.	P593
Hammon M.	P464
Hammoud M.	P281
Hamza C.	P592, P593
Hanawi S.U.A.D.	P472, P473
Hanley A.	P718
Haridasan V.	68
Harjola V.P.	52, P412, P459, P703
Harmelin G.	P407
Hartikainen J.	P524
Hartvig Thomsen J.	P310, P778
Hasdai D.	372
Hasegawa T.	P403
Hashimoto S.	P160
Hasimi E.	P723

PERSON	FINAL PROGRAMME NUMBER
Hasleton J.	P479
Hassager C.	P308, P309, P310, P550, P626, P712, P778
Hata T.	P160
Havel C.	P698
Hawranek M.	P270
Hayat A.	P177
Hayrapetyan H. G.	P684
Hazarapetyan L.	P201, P224
Hebar T.	P123
Hegarty G.	P704
Heinz G.	389, 53, P211, P213
Helena Tizon H.T.	P293
Hell M.	P464
Henriques E.	P739
Hentati M.	P593
Herkner H.	P698
Hernandez Diez C.	P429
Hernandez Jimenez V.	P284
Herrero P.	65, P519
Herrmann J.	P278
Heseltine T.	P415
Hidalgo Urbano R.J.	49
Hidalgo-Urbano R.	P714, P745
Hiemstra B.	P116
Hillaert U.	P228
Hinic S.	P189
Hirata N.	P403
Hirayama A.	P571
Hirnle T.	P196
Hirovani T.	P403
Hlusi A.	P225
Hnatek T.	P217, P218
Ho H.H.	P185
Hobson A.R.	P300
Hodorogea A.S.	P421
Hoekstra M.	P116
Hoellinger K.	P481
Hohensinner P.J.	P213
Hojakuliyev B.G.	P509, P510
Holfeld J.	392, 650
Holloway C.	644
Holmen J.L.	P278
Hong M.K.	73
Honold E.	P577
Hortmann M.	390
Hosbond S.	P770
Hristov M.	P203, P90
Hromadka M.	P432
Hryachkova O.N.	P106, P582

PERSON	FINAL PROGRAMME NUMBER
Huber K.	389, P213, P759
Huczek Z.	P193
Huelsmann M.	P211
Hugli O.	P772
Huptych M.	P691
Husmann M.	P532
Hutyra M.	69, P225
Hwang H.J.	P121
Hyde Congo K.	P618
Hyppola H.P.M.	P524
Iakobishvili Z.	372, 66
Iannettone C.M.	P409, P410
Iborra C.	P579
Iborra Cuevas C.	P234
Idzkowska E.	388
Iengo R.	P467
Iglesias Garriz I.	P241, P429
Iglesias J.	50, P138
Iglesias J.F.	P772
Iida T.	P751
Ikedo K.	P295
Ilchenko I.	P208
Iliescu V.	P405
Illum C.	P712
Imperadore F.	P114
Ingram S.	P749
Ingram S. J.	374
Inigo-Garcia L.	67, P179, P202, P440
Inozemtseva A.A.	P149
Intorcica A.	P269
Ion A.	P474
Ionita O.	P405
Iordache I.	P670, P673
Irace L.	P467
Irazusta Cordoba J.	P627
Iribarren Sarrias J.L.	P115
Irmalita I.	P581
Isailovic-Kekovic M.	P164, P416
Ishikawa Y.	P697, P709
Iskandarani G.	P204
Isman F.	P710
Ito T.	P86
Itoh T.	P697, P709, P751
Ivanovic B.	P111
Izquierdo M.	391
Izquierdo-Bajo A.	P714
Izquierdo-Marquisa A.	P700, P701
Jacob J.	65, P519
Jacob Rodriguez J.	P88

INDEX OF AUTHORS



PERSON	FINAL PROGRAMME NUMBER
Jaeger B.	P759
Jaenich C.	390
Jagielak D.	395
Jakimov T.	P189
Jakob R.	P398
James C.	P203, P89, P90
Janabaev B.	P620
Janaswamy Vibhav Sri Narayana J.	P139
Jang Y.	73
Jankovic-Tomasevic R.	P536, P687
Jans G.	P549
Januseski F.	P439
Jarczewska K.	P425
Jayme A. C.	P516
Jeltova I.J.	P151
Jeppsson A.	P117
Jerbi B.	P592
Jesus I.	P109, P301, P302, P496
Jesus Jimenez Mazuecos J.J.M.	P487, P756
Jilma B.	P235
Jimenez G.	P621
Jimenez Mazuecos J.	P607, P608, P609, P750, P758
Jimenez Rivera J.J.	P115
Jimenez-Mazuecos J.	P731, P779
Jimmy G.	P545
Jin E.S.	P121
Jones J.	P442
Jorda Burgos P.	P776, P777
Jorge Perez P.	P115, P236
Jorge-Perez P.	P180, P423
Jose S.	P203, P89, P90
Jozic T.	P743, P744
Juan Gabriel Cordoba Soriano J.G.C.S.	P487, P756
Juarez Prera R.A.	P236
Juarez-Fernandez M.	P120, P135, P190, P539
Juarez-Prera R. A.	P180
Juarez-Prera R.A.	P423
Julio Marti J.M.	P293
Jung K. T.	P601
Jung K.T.	P668
Jungbauer C. G.	P515
Jurado Roman A.	P222, P239, P284, P294, P446, P454, P455, P456, P457, P495, P561
Juzar D.	P581, P710
Kaaz K.	P425
Kabili S.	P453, P723

PERSON	FINAL PROGRAMME NUMBER
Kabykenova R.	P705
Kaciurinas D.	P528
Kaczmerzak C.	P534
Kaczynska A.	P526
Kadziela J.	P452
Kaibara S.	P444, P478
Kaier T.E.	P462
Kairbekova S.	P705
Kala P.	P492
Kalousek V.	P725
Kamceva G.	P439
Kamenik L.	P218
Kaminskaya E.V.,	P210
Kammoun S.	P592, P593
Kanagaratnam P.	P523
Kanaya T.	P232
Kandil H.	P689
Kanei Y.K.	P616
Kang K.-W.	P668
Kanic V.	P226, P542
Kanic Z.	P226, P542
Kanoh S.	P86
Kanovsky J.	P492
Kar B.	P123
Karadzic A.	P765
Karanxha J.	P723
Karjalainen P.	P412, P459
Karpinski G.	P775
Kashtalap V.	P106, P107, P155, P214
Kashtalap V.V.	P149, P582
Kasimljanova G.	P620
Kassem H.H.	P286, P297
Kastel B.	P166
Kastritsis K.	P450
Kataja A.	52
Kato M.	P96
Katsytadze I.	P91
Kaul S.	P108, P118
Kautzner J.	P625
Kawecki D.	P722
Kayed M. O.	P692
Kazik A.	P270
Kedev S.	P439, P87
Keferboeck M.	P304
Kekovic P.	P164, P416
Kelly N.	374, P749
Keren G.	P156, P157, P158
Kettner J.	P625
Khadem A.	P229

PERSON	FINAL PROGRAMME NUMBER
Khalid Al-Numair S.	P249
Khan A. A.	P766
Khan S. O.	P257
Khan S.	P140
Khatun R.	P522
Khedher N.	55, 55, 55, P460, P727, P730
Khokhlunov S.M.	P292
Khongkaew J.	P263
Kiaee N.	P227
Kiblboeck D.	P481
Kiernan T.J.	P535, P566
Kihara Y.	P402
Kim B.K.	73
Kim C.J.	P121
Kim D.H.	P121
Kim H. J.	P192
Kim H. K.	P192
Kim H. S.	P192
Kim J.S.	73
Kim M.Y.	P523
Kim W.H.	P668
Kim Y. J.	P192
Kirchmair E.	650
Kiselev A.R.	P292
Kitanovski D.	P439, P87
Kjaergaard J.	P308, P309, P310, P550, P626, P712, P778
Klingenberg R.	P532
Klug G.	P288
Knapik P.	P133
Knot J.	P97
Ko Y.G.	73
Koa-Wing M.	P523
Koba R.	P133
Kobayashi A.	P616
Kobayashi K.	P402
Kobayashi T.	P399
Kober L.	P308, P309
Kobusiak-Prokopowicz M.	P425
Kobyliak V.	P143, P144
Koc L.	P492
Koc M.	P463
Kochanowski J.	P219, P246, P531
Kochanska-Dziurawicz A.	P242
Kocher M.	69
Kochergina A.	P155
Kochman J.	395, P193
Kodner P.	54
Koeber L.	P626
Koeda Y.	P697, P709


INDEX OF AUTHORS

PERSON	FINAL PROGRAMME NUMBER
Koganti S.	P563
Koinig H.	53
Kok T.T.	P116
Kokov A.N.	P106
Koller L.	646
Koltowski L.	P219, P246, P531, P716, P775
Komatsu T.	P697, P709
Konopka A.	P512
Konovalova E.	P291
Konsanti C.H.	P137
Koo B. K.	P192
Kopytsya M.P.	P209, P221
Kornowski R.	372, 54
Korzhevskii D.	P210
Kostic T.	P164, P416
Kostova E.	P206, P757
Kostrubiec M.	P463
Kostyanov I.Y.	P451
Kotak B.	P683
Kotb N.	P260
Kotlar I.	P439, P87
Kourabie I.	P237
Kowalik R.	P193, P716, P775
Kozaryn R.	392
Kozluk E.	391
Kralisz P.	P196
Krasteva V.	P206
Krcova V.	P225
Kremzer A.	51
Krestjyaninov M.V.	P480
Kresto L.	72, P162
Krezias P.	P137, P237
Krishnan M. N.	68
Kristel Medina Rodriguez K.M.R.	P738
Kristo A.	72, P162, P723
Krljanac G.	P166, P765
Krpan M.	P685
Kruk M.	P452
Krupa M.	P463
Krutikov A.N.	P210
Krychtiuk K.A.	389, P213
Krziesinski P.	P411
Kubler P.	395
Kuempers P.	P613
Kukula K.	P452
Kuratani T.	P232
Kurek A.	P133
Kurnicka K.	P463
Kurobe M.	P220, P431, P444, P478
Kutlesic Kurtovic D.	P687

PERSON	FINAL PROGRAMME NUMBER
Kvakkestad K.M.	P298
Kwak Y.T.	P121
La Mair M.	P606
Labata Salvador C.	P112, P198, P424
Lackner K.	P103, P104
Lackner K. J.	393
Lafuente-Gormaz C.	P731, P779
Lagan J.	P442
Laggner A.N.	P698
Lai G.	P764
Lainez-Cerdena I.	P180, P423
Lambert Y.	P577, P578
Landes U.	54
Lang I.M.	53, P211
Lang W.	P481
Lara-Padron A.	P236
Larman Telletxea M.	P597
Larsen T.B.	P770
Lasa Larraya G.	P597
Lasica R.	P166, P740, P741, P742
Lassus J.	52, P412, P459, P703
Lauri G.	P430
Lau-Walker M. O.	P204
Layne Cerdena I.	P236
Lazaj J.	P723
Lazaro Mendes A. S.	P570
Lazaro Mendes S.	P194, P195, P262
Le Breton H.	P159
Leal T.C.A.T.	P433, P501, P502, P529
Leao S.	56, P207, P289, P470, P482, P728, P774, P98
Lecher A.	P307
Leclercq F.	P125
Ledot S.	P108, P118
Lee S. P.	P192
Leitao A.	P672
Lekkala M.	P524
Lekston A.	P270
Lennon R.J.	P278
Lenz M.	389
Leon Diaz V.	P223
Leonova I. A.	P271, P272, P306, P441, P92
Leonova V.	P155
Leshem-Rubinow E.	P156, P157, P158
Lesny P.	P517
Leurent G.	P159

PERSON	FINAL PROGRAMME NUMBER
Levi A.	54
Levins T.	P520
Lewinski D.	P307
Lezcano Pertejo C.	P429
Lezha P.R.O.F.	P148
Li Calzi M.	P680
Li X.	P539
Liang T.	P418
Liccardo M.	P142
Lichodziejewska B.	P463
Lichtenberg M.	P613
Lidon Corbi R.M.	P699
Lidon-Corbi R.M.	P299
Lim PB.	P523
Lima R.	P233, P694, P726, P728
Limacher A.	P532
Lina D.	P680
Lindholm M.G.	P712
Linhart A.	P691
Linton N.	P523
Liouris I.	P137, P237
Lippert FK.	P308, P309
Lisowska A.	P134
Littnerova S.	P218
Liu N.N.	P418
Llabres De Prada M.	P458, P562
Llanos-Guerrero C.	P731, P779
Llao Ferrando J.I.	P776, P777
Llorens P.	65, P519
Lluís Recasens L.R.G.	P293
Lluís Serret I.	P569, P597
Lobenwein D.	392, 650
Lobmeyr E.	P304
Lobnik A.	P226
Loirat A.	P159
Loma Osorio P.	P500, P610, P611, P623, P624
Loma-Osorio A.	P754
Loma-Osorio P.	50, P138, P485
Longster E.	P522
Lopez Lluva M.T.	P239, P446, P454, P455, P456, P457, P495, P561, P222, P284, P294
Lopez-Ayerbe J.	P198
Lopez-Cuenca A.	P400
Lopez-Cuenca A.A.	P147, P174, P175, P176, P199, P93
Lopez-De-Sa E.	P627
Lopez-Neyra I.	P779

INDEX OF AUTHORS



PERSON	FINAL PROGRAMME NUMBER
Lopez-Sendon J.	P627
Lorente-Tordera V.	P700, P701, P223
Lorusso R.	P606
Loubani M.	P706
Lourenco A.L.	P243
Lourenco C.	56, P726, P728, P729
Lourenco Marmelo B. F.	P729
Loyalka P.	P123
Lozano F.	P455
Lozano Ruiz-Poveda F.	P239, P446, P454, P456, P457, P495, P561, P222, P284, P294
Lozekoot P.W.J.	P606
Luca' F.	P606
Luchian L.	P555
Luchner A.	P515
Ludman P. F.	P257
Luescher T.F.	P532
Lugo Godoy C.	P711
Lujan Valencia J.	P738
Lukianova Y.	P291
Luknar M.	P517
Lund J.	P550
Luo L.M.	P583
Luxova J.	P218
Luz A.	P596, P599, P600
Maaleg A.	P592
Macaya Miguel C.	P622
Maddury J.	P139
Madeira M.	P153, P283, P513, P533, P540, P612
Madeira S.	P490, P491, P567, P598, P702
Madrona-Jimenez L.	P745
Maemura K.	P220, P431, P444, P478
Maessen J.G.	P606
Magalhaes P.	P105, P207, P289, P470, P482, P568, P726, P729, P774, P98
Magdy A.	P707
Maghawry L.	P746
Mahmoud K.M.	P721
Mahmoud T.	P472, P473, P768
Maier B.	P285, P605, P708
Maier L. S.	P515
Mair J.	P288
Makaryan Y.	P200
Makarycheva O.	P291
Maleki-Dizaji N.	74

PERSON	FINAL PROGRAMME NUMBER
Malesa K.	P246, P531, P775
Malik N.	P177, P417
Malinova L.	P469, P678
Malmberg M.	P117
Maly M.	P217, P218, P97
Manchurov V.	P291
Mancio Silva J.	P233, P694
Manitiu I.	P773
Manito Lorite N.	P88
Manjunath C. N.	P545
Mannarino G.	P303
Mantilla A.	P287
Mantovan R.	P409, P410
Manzano Fernandez S.	P146, P147, P174, P175, P176, P199, P93, P94, P400
Mappangara I.	P129
Marchetti M.	P264
Marchionni N.	P303
Marcinkiewicz K.	P722
Marcolla R.T.S.	P589
Marcolla V.F.	P505, P506, P507, P587, P588
Marenzi G.	P430, P483
Marghany K.	P466
Margonato A.M.	P178
Maria Isabel Barrionuevo Sanchez	P487, P756
Mariani M.	P116
Marin F.	P253, P259
Marin Mateos H.	P553
Marina Breyse M.	P222, P239, P284, P294, P446, P454, P456, P457, P495, P561
Marina M.	P455
Marinela Chaparro Munoz	P738
Marinhoiro A.	P255
Marini M.	P414, P669
Marinskis G.	P422
Markota A.	P226
Marmelo B.	56, P105, P186, P568, P726, P728
Marmor A.	P556
Marmor M. A.	P556
Marques B.	P105
Marques F.	P672
Marques H.	P305
Marques N.	56, P109, P113, P240, P301, P302, P496, P503, P568, P679, P726, P728
Marra S.	P264
Marti J.	P560

PERSON	FINAL PROGRAMME NUMBER
Martin Asenjo R.	P579, P695
Martin Herrero F.	P711
Martin-Asenjo R.	P234
Martinez - Naharro A.	P559
Martinez Losas P.	P494, P551, P543
Martinez-Selles M.	P120
Martins J.	P154, P537
Martins J.L.	P267, P268
Martins R.	P194, P195, P262
Martins V.	P153
Martin-Sanchez F.J.	65, P519
Martovitskaya Y.U.	51
Marwan M.	P464
Masgala A.	P137
Mashhour Md K.	P719
Mashour K.M.	P546
Masi F.	P100, P238, P484
Masotti M.	P621
Matassini M. V.	P669, P414
Matchin G.	P443
Mateev H.	P757
Mateo Fernandez D.	P576
Mateo Martinez A.	P259, P199, P94
Matetzky S.	372, 66
Mateus P.	P207, P289, P470, P482, P98
Mateus PS.	P774
Matias C.	P188
Matic G.	P250, P667, P740, P741, P742, P743, P744
Matic S.	P111
Matmurotov O.	P620
Matos Vilela E.	P233, P694
Matsoukis I.	P137, P237
Matsuda O.	P86
Matsumoto N.	P571
Matter C.M.	P532
Matteucci F.	P606
Mauler M.	390
Maurer G.	389, 53, P213
Mayr A.	P288
Mazza F.	P552, P717
Mcquire E.M.	P523
Mckee G.	374
Mcluskie I.	P140
Mcshane J.	P479
Mean M.	P532
Measso S.	P577, P578
Mebrate Y.	P558
Medina Rodriguez K.	49, P745


INDEX OF AUTHORS

PERSON	FINAL PROGRAMME NUMBER
Mehdinavaz Aghdam R.	P227
Melehi El Assali D.	P750
Melekhov A.	P261
Melica B.	P141
Meloni L.	P764
Memoli Aranda M.	P561
Menaged G. M.	P556
Mendes M.	71, P490, P491, P567, P598, P614, P702, P769
Mendez Vargas C.	P236, P180, P423
Mendonca C.	P188
Mennander A.	P117
Menozi A.	P680
Mercanoglu F.	P752
Mercier G.	P406
Mercogliano D.	P401
Merghany K. A.	P692
Merkulova I.N.	P732, P733, P734
Merono Duenas O.	P293
Merono O.	P486
Mesa Gonzalez R.	P576
Meshalkina V.	P261
Mesina M.	P405
Mesli -Taleb Bendiab F.	P247
Mesquita D.	P674, P676
Mesquita J.	P490, P491
Metzler B.	P288, P468
Meyer B.	P211
Miguel Corbi Pascual M.J.C.P.	P487, P756
Michel Butron Calderon	P738
Mickley H.	P770
Mickovski N.	P765
Mijic N.	P250, P667, P740, P741, P742, P743, P744
Mikami S.	P402
Mikhailov V.M.	P210
Mikhailova E.V.	P210
Miklasz P.	388
Mikli R.	P492
Mikolaskova M.	P492
Milan-Pinilla A.	67, 67, P179, P202, P440
Milazzo V.	P430, P483
Mile E.	P162
Milicic D.	P685
Milinis K.	P442
Millan Segovia R.	P560
Milliez R.U.	P771

PERSON	FINAL PROGRAMME NUMBER
Milman B.L.	P210
Milonas P.	P137
Milosevic A.	P765
Mimoso J.	P109, P113, P240, P301, P302, P496, P503, P679
Mimoza Lezha M.L.	P273, P274
Minami K.	P220, P431, P444, P478
Miniero E.	P671
Miralles-Casina A.	P700, P701
Miranda F.	P486
Miranda Guardiola F.	P560
Miro O.	65, P519
Mironov V.	P443
Mironova O.	P584
Misumida N.M.	P616
Mitic V.	P536, P686
Mitroshkin M.	P443
Mitrovic P.	P250, P667, P740, P741, P742, P743, P744
Miyamoto T.	P399
Mizrachi S.	P231
Mizuguchi Y.	P160
Mizutani T.	P697, P709
Mohamed F.	P447
Mohamed M.	P257
Mohammed Alsaif A.	P248, P249
Mohanan S.	68
Mohee K.	P706
Mohiddin S.	P462
Mohr M.	390
Mohsen A.	P689
Moita J.	P153
Mok K.H.	P185
Mokarrab M.	P466
Mokhtar M. S.	P780
Mokhtar S.H.	P413
Molina J.	P579
Molinos E.	P119
Moloney A.	374
Moltrasio M.	P430, P483
Mombiela T.	P190
Monedero Martin M.C.	P627
Moniuszko M.	388
Monopoli A.	P552, P717
Montalban-Larrea S.	P199
Monteiro A. V.	645, P276
Monteiro S.	P194, P195, P262
Montejo Gonzalez J.	P553
Montero Aparicio E.	P569

PERSON	FINAL PROGRAMME NUMBER
Montilla Padilla I.	P234, P553, P695
Montisci R.	P764
Morales Varas G.	P553
Moravec O.	69, P225
Morawiec B.	P722, P772
Moreira D.	P186
Moreira Gomes O.M.G.	P585
Moreira I.	P289, P470, P482, P98
Moreira J.I.	P207, P774
Moreno A.	P455
Moreno Arciniegas A.	P222, P239, P284, P294, P446, P454, P456, P457, P495, P561
Moreno Gomez R.	P627
Moretti S.	P669
Mori Junco R.	P627
Morin L.	394
Morino Y.	P697, P709, P751
Mornar Jelavic M.	P170, P171
Moro J.	P577, P578
Morra S.	P125
Moscato F.	P269
Mosseri M.	P477
Motovska Z.	P97
Moura Ferreira J.	P570
Moura Guedes J.P.	P113, P240, P503, P679
Mourali M.S.	55, 55, 55, 70, P460, P727, P730
Moustafa Abdou Aboualia A. M.	P434, P692
Mowafi Md A.	P719
Mowafy A.	P447, P546
Mowafy A.	P449
Moz M.	P289, P482
Mrdovic I.	P166
Mueller C.	376, 396, P275, P296, P693
Muhammedov M.B.	P509, P510
Muller O.	P772
Munoz-Bellido J.	P179, P202, P440
Muntane Carol G.	P223
Muntaner L.	P611
Murase S.	P86
Murata A.	P86
Murphy J. G.	P278
Muser D.	643
Musial W.J.	388, P134, P196
Musumeci M.B.	P476

INDEX OF AUTHORS



PERSON	FINAL PROGRAMME NUMBER
Muto S.	P220, P431, P444, P478
Myftiu S.	72
Mysiak A.	P425
Nadziakiewicz P.	P133
Naeem K.	P472, P473, P768
Nagao K.	371
Nakagawa S.	P403
Nakajima S.	P160, P751
Nakamura H.	P751
Nakamura M.	P751
Nakano M.	P697, P709
Nakashima H.	P220, P431, P444, P478
Nakayama H.	P399
Nammias W.	P172
Nanea I.T.	P252, P421
Nascimento J.	P145, P504, P513
Nassar Y. S.	P780
Nassar Y.N.	P448
Nathan S.	P123
Navarro Cuartero J.	P487, P607, P608, P609, P750, P756, P758, P731
Navickaite A.	P422
Navickaite E.	P422
Navickas G.	375, P528, P682
Navickas R.	P128
Nawrocka I.	P526
Nechita A.C.	P670, P673
Neiva J.	P188, P675
Neiva J.P.	P183, P184
Nestelberger T.	376, 396, P275, P296, P693
Neto M.	P251, P437, P527, P548, P580, P715, P724, P747, P748, P760, P763
Neumann F.-J.	P696
Neus Salvatella N.S.	P293
Neves D.	P461, P617, P618
Nielsen N.	P310
Niessner A.	53, 646
Nijsten M.W.	P116
Nikolov N.	P89
Ninkovic N.	P189
Nocerino P.	P142
Nogales Romo M.T.	P622, P494, P551, P543
Nogueira M.	P168
Nogueira M.A.	P282
Nolan P.	P718

PERSON	FINAL PROGRAMME NUMBER
Nombela Franco L.	P494, P551, P622
Nordkin I.	P520
Noriega F.	P120
Noroozian N.	P140
Noureddine M.	67, P179, P202, P440
Novakova T.	P492
Novakovic A.	P250, P667, P740, P741, P742, P743, P744
Nowalany-Kozielska E.	P722
Ntofi E.	P137, P237
Nuche Berenguer J.	P234
Nuche J.	P579
Nucifora G.	643, P547
Nunez M.	P500, P610, P623, P624
Nunez Torras M.	50, P138, P485
Nunohiro T.	P220, P431, P444, P478
Nuria Ribas N.R.B.	P293
Obradovic Slobodan O.S.	P102
Obrenovic Kircanski B.	P111
Ochala A.	395, P722
Oehman J.	P412, P459
Oertel F.	P398
Oflaz H.	P752
Ogutu P.	P398
Oguz S.	P244
Ohri S.	P203, P89, P90
Ohtsubo S.	P403
Ojeda F.	393
Okada M.Y.	P501, P502
Olbrich H.-G.	P696
Oliveira Blackman A.	P585
Oliveira Jr M.T.	P433, P501, P502, P529
Oliveira M.	P105, P568
Oliveira Santos J.	P186
Oliveras Vila T.	P112, P198, P424
Olszowski D.	P270
Omar Md W.	P719
Omar W.O.	P546
Oncul A.	P752
Ondrakova M.	P97
Ondrus T.	P492
Onur I.	P752
Onwordi E.	P300
Oof Z.	P521
Oparin O.L.	P221
Opfermann P.	P235

PERSON	FINAL PROGRAMME NUMBER
Opolski G.	P193, P716, P775
Orazaliyeva B.	P509, P510
Orbovic B.	P111
Oristrell Santamaria G.	P699
Ornek V.	P767
Orso F.	P303
Oruganti Harish O.	P139
Orvin K.	54
Ostadal P.	P432
Ostrega M.	P133
Osula S.	P181, P415, P591
Ozawa H.	P232
Ozcan M.	P752
Ozyilmaz S.O.	P767
Pabittei D.R.	P129
Pabon Osuna P.	P711
Pacher R.	P211
Padilla M.	P180, P423
Padilla Perez M.I.	P458, P562
Pais J.	P461, P617, P618
Paiva L.	P145, P205, P256
Paladin A.	P250, P667
Palczewski P.	P463
Palsauskaite R.	P528
Pankratz F.	390
Paoli G.	P680
Papinaud L.	P406
Paradies V.	P100, P238, P484
Parasca C.	P405
Paraskevas P.	P137, P237
Paravididakis K.	P450
Parise O.	P606
Parisse S.	P577, P578
Park C. S.	P192
Park C.B.	P121
Park J. B.	P192
Park S.H.	P668
Parra Fuertes J.J.	P234
Parra J.J.	P579
Parsonage W.	647, P497
Pascual J.	50, P138, P500, P610, P611, P623, P624
Passos Silva M.	P233, P694
Pastor-Perez F.J.	P94
Paterson S.N.	P704
Paula Poveda P.P.	P293
Paulus P.	392
Pavenstaedt H.J.	P613
Pavlov M.	P725
Pavlovic M.	P536, P686, P687


INDEX OF AUTHORS

PERSON	FINAL PROGRAMME NUMBER
Pazdernik M.	P625
Pechriggl E.	392
Pedro Caravaca Perez	P738
Pedroti F.C.M.	P433, P501, P502, P529, P681
Pego M.	P194, P195, P262, P570
Pehrson S.	P626
Peiretti A.	P762
Peixoto E.C.S.	P131, P212, P505, P506, P507, P565, P588, P594
Peixoto R.T.S.	P131, P131, P212, P212, P505, P505, P506, P506, P507, P507, P564, P564, P564, P565, P565, P594, P594, P595, P595, P595
Pellis T.	P310
Pelloni E.	P264
Pemberton C.	P497
Pencheva R.	P89
Penko M.	P226
Penkova D.	P677
Penskaiy T.	P95
Pepe M.	P100, P238, P484
Pera I.	P258
Pereda C.M.	P287, P290
Pereg D.	P477
Pereira A.	P437, P475, P499
Pereira D.	P251, P437, P438, P475, P499, P527, P548, P580, P715, P724, P739, P747, P748, P760, P763
Pereira Lopez E.	P130, P493
Perez A.	P486
Perez A.B.	P560
Perez Perez A.J.	P493
Perez Vela J.	P553
Perez-Rodriguez M.A.	P714, P745
Perez-Vizcayno M.J.	P543, P622
Perkan A.	P781
Perlman G.P.	P231
Perna G.	P669
Perna G.P.	P414
Peteneva L.L.	P221
Peters N.S.	P523
Petit J.	394
Petrela E.	P162, P723
Petricevic M.	P685
Petrosyan H.H.	P684
Petrova I.	P757
Petrovic M. T.	P123
Petyunina O.V.	P209, P221

PERSON	FINAL PROGRAMME NUMBER
Pharithi R.B.	P749
Phua S.K.	649
Piatti L.	P258
Picarra B.	56, P105, P461, P617, P618, P726, P728, P729
Piccari R.	377
Pickering J.	647, P497
Pinar Bermudez E.	P253, P259
Pineau A.	644
Pinedo Gago M.	P241
Pinilla Echeverri N.	P222, P239, P284, P294, P454, P456, P446, P457, P495, P561
Pinilla N.	P455
Pintaric H.	P170, P171
Pinto M.	P238
Piotrowska K.	P512
Piotrowski G.	P713
Piovaccari G.	P409, P410
Piqueras Flores J.	P222, P239, P294, P446, P456, P457, P495, P561
Piqueras J.	P455
Pires De Moraes G.	P141
Pirisi R.	P764
Placci A.	P680
Planinc D.	P725
Pleskova A.	P492
Plesoianu A.F.	P124
Plesoianu C.E.	P124
Plock G.	P285
Pluta A.	P722
Pocesta B.	P87
Podbolotov R.	P469, P678
Podczeczek-Schweighofer A.	P759
Poess J.	P468
Pohjantahti-Maaroos H. P.	P524
Poloczec M.	P492
Poloczec S.	P285
Polonski L.	P270
Polyakova A.A.	P573
Pontes Dos Santos R. A.	P105, P568
Poppe M.	P304
Posmysz A.	P690
Posnenkova O.M.	P292
Potat T.	P263
Potocnjak I.	P518
Poulsen T.S.	P770
Pourbaix S.	P228

PERSON	FINAL PROGRAMME NUMBER
Pratesi A.	P303
Prato L.	P142
Precek J.	69, P225
Pregartner G.	P518
Pregowski J.	P452
Price S.	P558, P559, P737
Prieto Mateos D.	P607, P608, P609, P750, P758, P731
Prior J.O.	P772
Priyana A.	P710
Prizio S.	P269
Proclemer A.	643, P547
Proietti G.	P476
Protsko V.V.	P435, P735
Prudkyi I.	P91
Pruszczuk P.	P463
Przybyla K.	P690
Pszonicka K.	P713
Puche C.M.	P199, P94
Puchta D.	P246, P531, P775
Puelacher C.	376, 396, P275, P296, P693
Pugalendi K.V.	P248, P249
Pulatov U.	P620
Pulmari C.	P549
Pusuroglu H.	P767
Putro A.H.	P581
Pyka L.	P270
Qanitha A.	P129
Quagliara D.	P100, P238, P484
Quah J. X.	P426
Quintana Giner M.	P253, P259
Quintas Ovejero L.	P569, P597
Quirke M.	374
Quka A.	72
Oureshi N.	P523
Rabacal C.	P183, P184, P188
Rabase P.	P177
Rabbani S.	P227
Radenovic S.	P687
Radizishevsky E.	P281
Radovanovic M.	P250, P667, P740, P741, P742, P743, P744
Radovanovic N.	P250, P667, P740, P741, P742, P743, P744, P765
Radulovic B.	P518
Rafecas Ventosa A.	P699
Rahman M.T.	P197, P428, P445
Raileanu M.	P525

INDEX OF AUTHORS



PERSON	FINAL PROGRAMME NUMBER
Rajapreyar I.	P123
Rajic D.	P250, P667, P740, P741, P742, P743, P744, P765
Rakar S.	P781
Rakhit R.	P563
Ramboyoung R.E.	P736
Rameshrad M.	74
Ramirez Guijarro C.	P607, P608, P609, P758, P731, P779
Ramirez Moreno A.	67, P179, P202, P440
Ramos D.	P570
Ramos J.D.R.	P101
Rana O.	P426
Raposo L.	71, P567, P598, P702, P769
Rassi L.	P173, P243, P255
Ratkovic N.	P102
Rato O.	P243
Ravi M.	P545
Raza A.	P683
Razin V.A.	P480
Rebaza C.P.	P287, P290
Recasens Gracia L.L.	P560
Recasens L.L.	P486
Recio-Mayoral A.	P745
Regtien J.G.	P116
Reichlin T.	376, 396, P275, P296, P693
Reid P.	P442
Reina Toral A.	49
Reinstadler S.	P288, P468
Reis L.	56, P105, P145, P513, P568
Rekik B.	P592
Remberg F.	P613
Reyes Carreno E.	P234, P553
Resta F.	P100, P238, P484
Rialan A.	P159
Ribas N.	P486
Ribeiro J.	P230, P720
Ribichini F.L.	P436
Ricci F.	P671
Riccitelli M.	P182
Richardt G.	P696
Rihter M.	P164, P416
Rio P.	648, P541
Rios Vazquez R.	P130, P493
Risteski D.	P87
Rivlin E.	P281

PERSON	FINAL PROGRAMME NUMBER
Rizk H.H.	P286, P297
Rodoman G.	P261
Rodondi N.	P532
Rodrigues A.	P141, P720
Rodrigues G.	P672, P702
Rodrigues I.	P541
Rodrigues M.	P527, P739
Rodrigues Neto M.	P438, P475, P499, P739
Rodrigues P.	P596, P599, P600
Rodrigues R.	P173, P243, P255, P305, P438, P475, P490, P499, P548, P567, P580, P724, P739, P747, P748, P763
Rodriguez Gonzalez A.	P236, P562
Rodriguez Santamarta M.	P429
Rodriguez-Gonzalez A.	P180, P423
Roehnisch J.-U.	P605, P708
Rohla M.	P759
Rojo Prieto N.	P241, P429
Rokyta R.	P432
Roldan Sevilla A.	P234
Roldan V.	P94
Rommel K.P.	P468
Roque E.A.C.	P433, P501, P502, P529
Rosa S. A.	645
Rosa S.A.	P282
Rosello R.S.	P703
Rosenfeld I.	P520
Rosenschein U.	P165, P280, P281, P544
Rossi C.	P430
Roth A.	P156, P157, P158
Roth C.	53
Roth D.	P698
Rothgerber D.J.	646
Rouault G.	P159
Roubille F.	P125, P406
Roule V.	P771
Rozenbaum Z.	P477
Rubinichik V.	P619
Rubini Gimenez M.	376, 396, P275, P296, P693
Rubino M.	P430, P483
Rubio Alonso B.	P579
Ruda M. Y.A.	P584
Rueda Sobella F.	P112, P198, P424
Rufian Andujar S.	49
Ruiz Duthil A.D.	49

PERSON	FINAL PROGRAMME NUMBER
Ruiz Irastorza G.	P569
Ruiz-Duthil A.D.	P714
Ruiz-Navas F.	67, P179, P202
Rumoroso J.R.	P754
Rupprecht H.J.	P103, P104
Rusak M.	388
Ruscasio M.	P764
Rutsch W.	P285
Ruyra Baliarda X.	P112
Ryczek R.	P411
Rymuza B.	P193
Sa C.	P173, P255
Saaby L.	P770
Sabate M.	P621
Sabatier R.	P771
Saeed U.	P508
Safarova M.	P443
Sagie A.	54
Sahasthas D.	P263
Sajeev C. G.	68
Sakuma M.	P697, P709
Salacata A.	P534
Salah W.	P163
Salama A.	P746
Salama M. A.	P692
Salas J.C.	67, P440
Saldanha Santos B.	P700, P701
Salehiomran A.	P227
Salguero R.	P579
Salinas Sanguino P.	P622
Salinger-Martinovic S.	P536, P686, P687
Salmeron Martinez F.M.	P758
Salvatella Giralt N.	P560
Salvetti E.	P552, P717
Salvi A.	P781
Salzano G.	P142
Samaniego Lampon B.	P576
Samardzic J.	P685
Sambola-Ayala A.	P299
Samura T.	51
San Antonio R.	P621
Sanchez I.	P153
Sanchez Castro A.	P576
Sanchez Chamero P.	P88
Sanchez Fernandez PL.	P711
Sanchez Grande Flecha A.	P458, P562

INDEX OF AUTHORS

FINAL PROGRAMME PERSON NUMBER

Sanchez Martinez M.	P259, P776, P777
Sanchez P.	P621
Sanchez Perez I.	P222, P239, P284, P294, P446, P454, P455, P456, P457, P495, P561
Sanchez Prieto R.	P223
Sanchez Salado J.C.	P223, P700, P701
Sanchez-Galian M.J.	P146, P147, P174, P176, P400, P93, P175
Sanchez-Martinez M.	P146, P147, P174, P175, P176, P253, P400, P93
Sandhu G.S.	P278
Sani G.	P407
Sanmartin Pena J.C.	P597
Sans Rosello J.	P776, P777
Sansoni M.	P552, P717
Santas Alvarez M.	P130, P493
Santos A.R.	P461, P618
Santos C.	P186
Santos J.	P154, P537
Santos J.O.	P267, P268
Santos L.	P119, P141, P230, P233, P674, P676, P694
Santos M.	P599, P600
Santos M.B.	71
Santos N.	P437, P438, P475, P499, P715, P760
Santos R.	P255, P599, P600
Santos W.	P109, P113, P240, P301, P302, P496, P503, P679
Santos-Ortega A.	P299
Sanz-Ruiz R.	P190
Saric J.	P189
Sarkisian L.	P770
Sarnago-Cebada F.	P190
Sato Y.	P399
Satoh T.	P554, P586
Savage L.	P766
Savic L.	P166
Savonitto S.	P258
Sawa Y.	P232
Saxena G.	P683
Sazonova Y.	P619
Scafa Udriste A.	P755
Scapol S.	P781
Scappini L.	P414


FINAL PROGRAMME PERSON NUMBER

Scavarda A.	P514
Scherillo M.	P269
Schlager O.	P532
Schmid M.	P481
Schnabel R. B.	393, P103, P104
Schober A.	P698
Schoeller R.	P285, P605, P708
Schoenichen C.	390
Schoergenhofer C.	P235
Schreiber W.	P698, P759
Schrutka L.	53, P211
Schuehlen H.	P285, P605, P708
Schuhbaeck A.	P464
Schwartzberg S.	54
Schwiede M.	P515
Scibisz A.	P193, P716
Scislo P.	P193
Scoti P.	P401
Scotto Di Uccio F.	P467
Sedlon P.	P217, P218
Seeba H.	P122
Segev A.	66
Segovia Matinez De Salinas E.	P576
Seidlerova J.	P432
Seiffert M.	393
Seixo F.	P173, P255
Semernin E.	P408
Semernin E. N.	P572, P210, P573
Senior R.	P426
Serpytis P.	375, P128, P422, P528, P682
Serpytis R.	P128, P422, P528
Serra Flores J.	P112, P198, P424
Serra M.	P401
Serrano Jr C.V.	P433, P501, P502, P529
Serrao M.G.	P251, P437, P527, P715, P760
Serre P.	373, P761, P762
Sertakova O.	P261
Sezer M.	P752
Sgrilli F.	P303
Shabanova M.S.	P732, P733, P734
Shacham Y.	P156, P157, P158
Shah J.A.Y.M.I.N.	P140
Shahin M. Y.	P692
Shakhnovich R.	P443
Shalaeva A.	P620
Shalaeva E.	P620
Shapira S.	54

FINAL PROGRAMME PERSON NUMBER

Shaposhnikova Y.	P208
Sharif D.	P165, P544
Sharif Y.	P165, P544
Sharif-Rasslan A.	P165, P544
Shariya M.A.	P732, P733, P734
Sharka I.	72, P162
Shavlovsky M.	P408
Shavlovsky M.M.	P210, P572
Sheenam Gazala	P132
Shehata I.	P152
Shehu E.	P439, P87
Shimokawa T.	371
Shin D.H.	73
Shirka E.	P453
Shivkumar K.	391
Shkoza M.	P414, P669
Shlezinger M.	P477
Shlomo N.	372, 66
Shlyakhto E.	P408
Shlyakhto E. V.	P572, P210, P573
Shpektor A.	P291
Shu X.H.	P397
Shuka N.	P723
Sianni A.	P137, P237
Sickan J.	649
Signore N.	P100, P484
Silalahi M.	P581
Siles Rubio J.R.	67, P179, P202, P440
Silva B.	P437, P438, P548, P580, P715, P724, P747, P748, P760, P763
Silva D.	P109, P301, P302, P496
Silva Fernandez N.	P576
Silva T. P.	648, P276
Silveira I.	P596, P599, P600
Silveira J.	P599, P600
Simoes S.A.	P501, P502, P587, P588, P589
Simon A.	P118
Simonenko M.	P619
Simoni L.	P162, P453, P723
Simonovich O.	P549
Sinagra G.	P781
Sinescu C.	P245, P474
Sinescu C.J.	P525
Singeisen H.	P693
Sinkovic A.	P226, P542
Sinnaeve P.	P228
Sinning C.	393

INDEX OF AUTHORS



PERSON	FINAL PROGRAMME NUMBER
Sinning C. R.	P103, P104
Sionis A.	P703, P776, P777
Siostrzonek P.	P481
Sirachka N.	P89
Sirotkina O.	P272
Sitkiewicz D.	P219, P246, P531
Sitnikova M.	P408, P619
Skala T.	69, P225
Skalicka H.	P691
Skorda L.	P237
Skoric B.	P685
Skrobisz A.	P512
Skrobowski A.	P411
Skromovas V.	P528
Skujaite A.	375, P128
Skvaril J.	P217
Slaba N.A.	P435, P735
Slavich M.S.	P178
Slavik L.	P225
Slomka J.	P526
Slonka G.	P133
Smaali S.	P727, P730
Smekal A.	69
Smolka G.	P722
Soares L.	P243, P255
Sobkowicz B.	P134, P196
Sobral Neto J.S.N.	P585
Soeholm H.	P626
Soeiro A.	P433, P501, P502, P529
Soeiro A.M.	P681
Soeiro M.C.FA.	P433, P529
Soerianata S.	P710
Sofia Calero Nunez S.C.N.	P487, P756
Sohn D. W.	P192
Sohn I.S.	P121
Soholm H.	P308, P309, P310
Sohrabi B.	74
Sokolov M.	P143, P144
Sokolov Y.	P143, P144
Solecki K.	P125, P406
Solik P.	P517
Soliman R.	P413
Solomenchuk T.	P435, P735
Solovyov K. V.	P572
Somauroo J.	P442
Somer A.	P281
Somuncu U.	P767
Sonela Xinxo S.V.	P274
Soraya H.	74

PERSON	FINAL PROGRAMME NUMBER
Soskic L.J.	P111
Soto Priore A.	P88
Sousa C.	P674, P676
Sousa Casasnovas I.	P120, P135, P539
Sousa M.J.	P596, P599, P600
Sousa P.J.	P702
Souza A.C.B.	P587, P588, P589
Souza C.	P131
Spadaro P.	P467
Spedicato L.	643, P547
Speidl W.S.	389, P213
Spezia F.	P552, P717
Spinar J.	P492
Spinola A.	P251, P527, P739
Spritzer T.	P587, P588, P589
Sredniawa B.	P775
Sreeranga P. C.	P545
Stamate S.C.	P670
Stancheva N.	P203, P90
Stanecka P.	P193
Staneva M.	P677
Stanojevic D.	P536, P686, P687
Stefanovic B.	P250, P667, P740, P741, P742, P743, P744, P765
Stefenelli T.	P759
Steinlechner B.	P235
Steinrueck K.	P481
Steinvil A.	P156, P157, P158
Stepatyan A.	P201
Stepinska J.	395, P512, P775
Sterz F.	P304
Stockburger M.	P285
Stoicescu C.	P555
Strike P.C.	P300
Strzelecki P.	P713
Subirana I.	P486
Suenaga H.	P220, P431, P444, P478
Sukhinina T.S.	P732, P733, P734
Sukmanova I.	P150, P151, P538
Sukmanova I.A.	P277
Sulzgruber P.	646, P304
Suridanda S.	P710
Susawa H.	P402
Suvorov N.	P306
Suzuki K.	P403
Suzuki Y.	P86
Swiderski R.	P690
Sygitowicz G.	P219, P246, P531

PERSON	FINAL PROGRAMME NUMBER
Szarfer J.	P182
Szczerba E.	P716
Tabesh H.	P227
Taborsky M.	69, P218, P225
Tagieva N.	P443
Tahirovic E.	P687
Taira M.	P232
Tajstra M.	P270
Takahashi A.	P160
Takahashi H.	P571
Takahashi K.	P751
Takahashi T.	P403
Takamatsu M.	P403
Takatsu Y.	P399
Takayama M.	371
Takemoto H.	P402
Takeshita S.	P220, P431, P444, P478
Tamosiunas T.	P528
Tanaka H.	P402
Tanaka K.	P402
Taneski F.	P439
Tani S.	P571
Taniai S.	P554, P586
Taniguchi N.	P160
Taniguchi R.	P399
Tanimura F.	P751
Taponnier M.	P772
Tarantini F.	P303
Taravari H.	P439, P87
Tarvasmaki T.	52
Tatu-Chitoiu G.P.	P755
Tautu O.	P755
Tavares J.	P674, P676
Tavares M.	P681
Tavazzi G.	P558, P559, P737
Tavella D.	P436
Tavlueva E.	P215, P216, P95
Tawfek D.	P746
Teixeira M.	P311
Teixeira P. P.	645, P276
Teixeira R.	P145
Teles L.	P533, P612, P729
Teles R.	P490, P491, P567, P598
Teles R.C.	71, P614, P702, P769
Telleria Arrieta M.	P597
Telleria M.	P754
Tello R.	P579
Tepekoeylue C.	392, 650


INDEX OF AUTHORS

PERSON	FINAL PROGRAMME NUMBER
Ter-Grigoryan V.R.	P684
Terlizzese P.	P238
Terol B.	P494, P543, P551
Terranova A.	377
Testa Fernandez A.	P130, P493
Thammawirat P.	P263
Than M.	647, P497
Theres H.	P285, P605, P708
Thiele H.	P468, P696
Thirunavukarasu S.	P479
Thomsen J. H.	P550, P626
Thomsen J.H.	P308, P309
Thygesen K.	P770
Tiberti G.	P258
Tierala I.	P703
Timoteo A. T.	645, 648, P276, P541, P168, P169, P282
Tini G.	P476
Tinica G.	P124
Tioni C.	643
Tirado Conte G.	P622
Tirado G.	P494, P543, P551
Tiron C.	P485
Tisheva S.	P203, P89, P90
Tizon Marcos H.	P560
Tobing D.	P581, P710
Toda T.	P232
Todic B.	P189
Todorovic L.	P536
Toma S.	P399
Tomaniak M.	P219, P246, P775, P531
Tomori Z.	P312
Topilsky Y.	P157
Torres A.	P754
Torres A.J.	394
Torres S.	P596, P599, P600
Townend J. N.	P257
Tozawa T.	P220
Tralhao A.	P490, P491, P567, P598
Tramullas A.	P754
Trappe H.-J.	P515
Trbusic M.	P518
Trendafilova E.	P206, P677, P757
Tretyakova N.	P271, P441, P92
Trigo J.	P289, P482
Trostyanskaya N.	P271, P92
Trostyansetskaya N.	P441

PERSON	FINAL PROGRAMME NUMBER
Tseng C.H.	P126, P127, P498
Tshngryan G.V.	P435
Tsivilis N.	P237
Tsoukalas D.	P450
Tuccillo B.	P467
Tudos Z.	69
Twerenbold R.	376, 396, P275, P296, P693
Tycinska A.	388, P134, P196
Tyczynski P.	P452
Tytarenko N.V.	P209
Ueno T.	P232
Ugarte Nunez A.	P569
Ugo F.	P753
Uguccioni M.	377
Uiterwaal C.S.P.M.	P129
Ulehlova J.	P225
Ullah A.	P591
Ulman J.	P97
Umman S.	P752
Urso A.C.	P142
Uscinska E.	P134
Ushiroda S.	P557
Usoltseva E.N.	P107, P149
Uysal H.	P574
Vaez H.	74
Vaknin-Assa H.	54
Valdes Chavarri M.	P253
Valdes M.	P146, P147, P174, P175, P176, P199, P93, P94
Valdes-Chavarri M.	P259, P400
Vale N.	P490, P491, P567, P598, P702
Valero-Masa M.	P135
Valgimigli M.	P753
Valiente Ferandez M.	P553
Valiente Fernandez M.	P695
Valle-Alberca A.	67, P179, P202, P440
Valoti P.	P303
Valverde Andre I.	P576
Van Der Graaf Y.	P129
Van Der Horst I.C.C.	P116
Van Tulder R.	P304, P698
Vandenberghe H.	P228
Vaquero J.	P754
Varga I.	P517
Vargas Torres M.	P115, P458, P562
Varpula M.	P703

PERSON	FINAL PROGRAMME NUMBER
Varvarousis D.	P450
Vaseghi M.	391
Vasiliadis I.	P563
Vasilieva E.	P291
Vasiljevic Z.	P250, P667, P740, P741, P742, P743, P744
Vasiljevic-Pokrajcic Z.	P765
Vassanelli C.	P436
Vavilova T.	P272
Vavlukis M.	P439, P87
Vazquez G.	50, P138, P485, P500, P610, P611, P623, P624
Vazquez-Alvarez M.E.	P190
Veeramani C.	P248, P249
Velchev V.	P677
Velinovic M.	P111
Vescovi M.V.	P681
Veselova T.N.	P732, P733, P734
Viana J.E.S.U.S.	P267, P268
Viana Tejedor A.	P494, P551, P622, P543
Vicar V.	P132
Vidal Perez R. C.	P130, P493
Vila Perales M.	P776, P777
Vincent J.A.	394
Vindis D.	69
Vinereanu D.	P555
Vintila M.M.	P670, P673
Vitrella G.	P781
Vlad D.	P450
Vladimorov G.	P757
Vollrath M.	P226, P542
Volpe M.	P476
Vouga L.	P720
Vranes M.	P111
Vuilleumier N.	P532
Vukasin T.	P189
Vyshnevskaya I.R.	P209, P221
Wadea A.	P413
Wadowski PP.	P235
Wain-Hobson J.	P771
Waldman S.	P549
Waltenberger J.	P613
Wang G.S.	P404
Wang Y.L.	P418
Wang Y.S.	P397
Wanha W.	P722
Wanscher M.	P308, P309, P310, P626

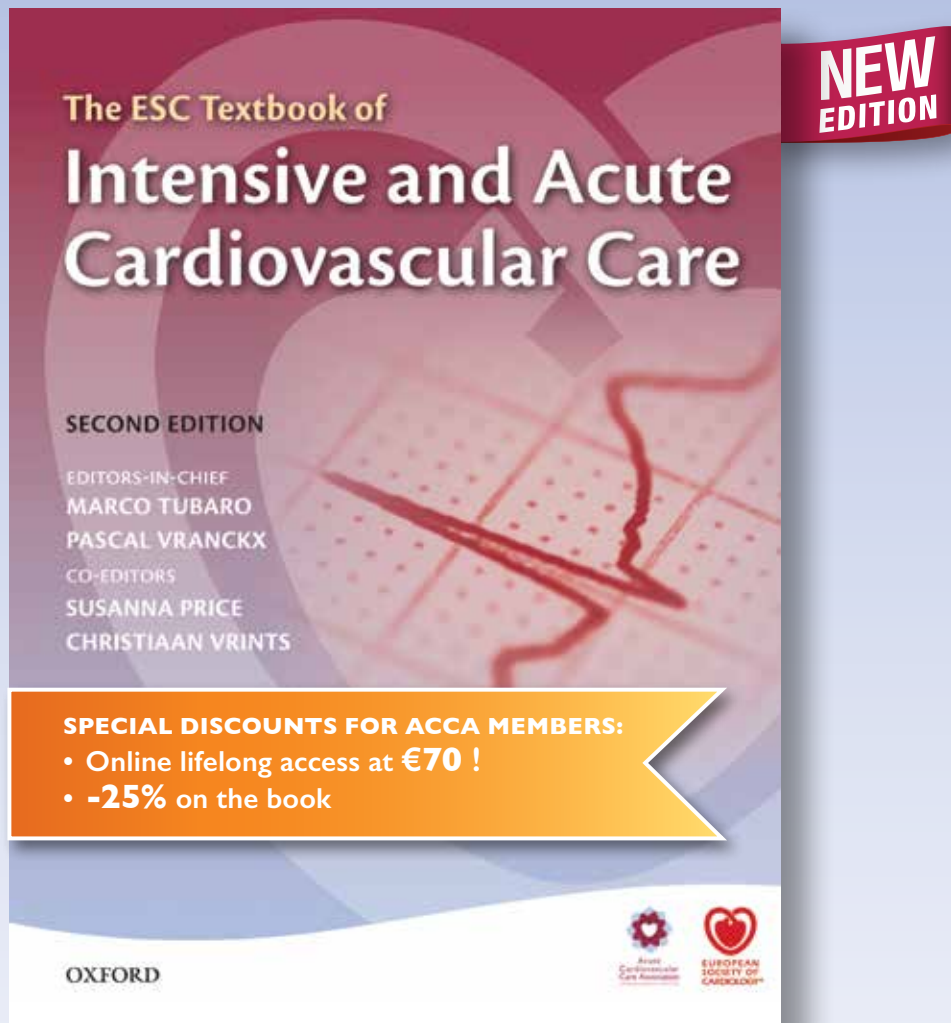
INDEX OF AUTHORS



PERSON	FINAL PROGRAMME NUMBER
Wanscher M. C. J.	P550
Waskiewicz Z.	P690
Waszkiewicz E.	388, P196
Watanabe T.	P96
Weerackody R.	P462
Weidinger F.	P759
Weintraub N.	P126, P127, P498
Weiser C.	P698
Wengenmayer T.	P122
Westermann D.	393, P103, P104
Wheatcroft S.B.	P706
Whinnett Z.	P523
Whittaker P.	P187
Wi J.	73
Wiberg S.	P550
Wiberg S.C.	P712
Widimsky P.	P97
Wildi K.	376, 396, P275, P296, P693
Wilimski R.	P193
Williams T.	P766
Winter A.	P481
Winther-Jensen M.	P308, P309, P310, P626
Witberg G.	372
Witkowski A.	395, P452
Woelfle K.	P398
Wojakowski W.	P722
Wojta J.	389, P213
Wong S.W.	P185
Wong Y.M.	P185
Wood A.	P279
Wozniak S.	P512
Wright R.S.	P278
Wu B.T.	P397
Wurm R.	P211
Wutzlhofer L.	389
Xhafaj M.	72
Xiao T.H.	P583
Xu W.	P404
Yagoub H.	P535, P566
Yakova D.	P203, P89, P90
Yamada T.	P160
Yamamoto K.	P96
Yamasaki S.	P554, P586
Yanes Bowden G.	P115, P458, P562
Yarmosh I.	P306
Yazeed Y.	P604, P615, P688, P689

PERSON	FINAL PROGRAMME NUMBER
Ye P.	P583
Yeoh A.	P442
Yezhov M.	P443
Yigit Z.	P574
Yin S.J.	P418
Yordanova H.	P206
Yorozu T.	P554, P586
Yoshino H.	371, P554, P586, P697, P709
Yoshitani K.	P399
Yotti-Alvarez R.	P190
Youssef G.	P286, P297
Yu H.Y.	P404
Yukhnovskiy A.J.	P209
Yukhnovskiy O.J.	P221
Zaharescu C.I.	P755
Zahger D.	66
Zaid G.	P280
Zaimi E.	P162
Zakharova I.	P261
Zaki M.A.	P721
Zaleska-Kociecka M.	P512
Zambrano-Medina E.	67, P179, P202, P440
Zamroni D.	P581
Zanna D.	P100, P238, P484
Zanuttini D.	643, P547
Zapletalova J.	69
Zaroui A.M.I.R.A.	55, 55, 55, 70, P460, P727, P730
Zatarain-Nicolas E.	P190
Zavoral M.	P217, P218
Zdravkovic M.	P189
Zebrowska A.H.	P242, P690
Zeindlhofer E.	P481
Zeiner S.	P304
Zeller T.	393, P103, P104
Zembala M.	395, P133, P270
Zengin E.	393, P103, P104
Zera E.	P273, P274
Zeraatian S.	P227
Zerwes S.	P398
Zhang J.	P418, P706
Zhang Y.H.	P418
Zhao X.Q.	P583
Zheltova I.	P277
Zidan D.	P136
Zimpfer D.	P235

PERSON	FINAL PROGRAMME NUMBER
Zipoli A.	P552
Zunino S.	P549
Zykov M.V.	P107, P214



The REFERENCE to boost your expertise in Acute Cardiovascular Care

78 chapters • 11 Sections

5 New Topics

- Patient safety and clinical governance
- Ultrasound-guided vascular access
- Donor management
- Palliative care in the ICCU

FREE

- **The heart team - available now online**



www.escardio.org/ACCA-Textbook



ESC eLearning platform in Acute Cardiovascular Care



Try it now!
Selection of **FREE** courses



Learn.escardio.org

ESC CONGRESS

ROME 2016

27 – 31 August

Where the world of cardiology comes together



**Spotlight:
The Heart
Team**

IMPORTANT DATES

Mid Dec - 14 Feb	Abstract submission
Mid Jan - 1 March	Clinical case submission
Mid March - 1 May	Late Breaking Science Submission
31 May	Early Registration deadline
31 July	Late Registration deadline

5 days of scientific Sessions **150** CV Topics **27 000** healthcare professionals from **150** countries
over **10 000** abstracts submitted **500** expert sessions **180** exhibiting companies
& all year long on ESC Congress **365**

www.escardio.org/ESC2016



European Society
of Cardiology



#esccongress



escardiodotorg



EUROPEAN
SOCIETY OF
CARDIOLOGY®



ACUTE CARDIOVASCULAR CARE2016

5TH ANNUAL CONGRESS OF THE ACUTE CARDIOVASCULAR CARE ASSOCIATION

MANAGING RISK IN ACUTE CARDIOVASCULAR CARE

15-17 OCTOBER 2016

LISBON, PORTUGAL

www.escardio.org/acute



Acute
Cardiovascular
Care Association
ACCA
A Registered Branch of the ESC



**EUROPEAN
SOCIETY OF
CARDIOLOGY®**